University of Pittsburgh
March 2026 Postdoctoral Data
Table of Contents

I. Postdoctoral Data by Classification 1

II. Postdoctoral Data by Citizenship and Ethnic Origin 2

III. Postdoctoral Data by Gender 3

IV. Postdoctoral Data by Unit 4

a. Schools of the Health Sciences 5

i. Postdoctoral Data by Citizen and Ethnic Origin 6

ii. Postdoctoral Data by Gender 7

b. School of Medicine 8

i. By Department 9

c. Kenneth P. Dietrich School of Arts & Sciences 10

i. By Department 11

d. UPMC Hillman Cancer Center 12

e. Swanson School of Engineering 13

i. By Department 14

f. School of Public Health 15

i. By Department 16

g. School of Pharmacy 17

h. School of Dental Medicine 18

i. Learning Research & Development Center 19

j. School of Nursing 20

k. School of Health and Rehabilitation Sciences 21

l. School of Computing and Information 22

m. School of Education 23

n. School of Public & International Affairs 24

o. SVC and Provost 25

p. School of Business 26

q. University Center for International Studies 27

r. Human Resources 28

s. School of Social Work 29

t. SVC Health Sciences 30

u. SVC Research 31

University of Pittsburgh
March 2026 Postdoctoral Data by Classification

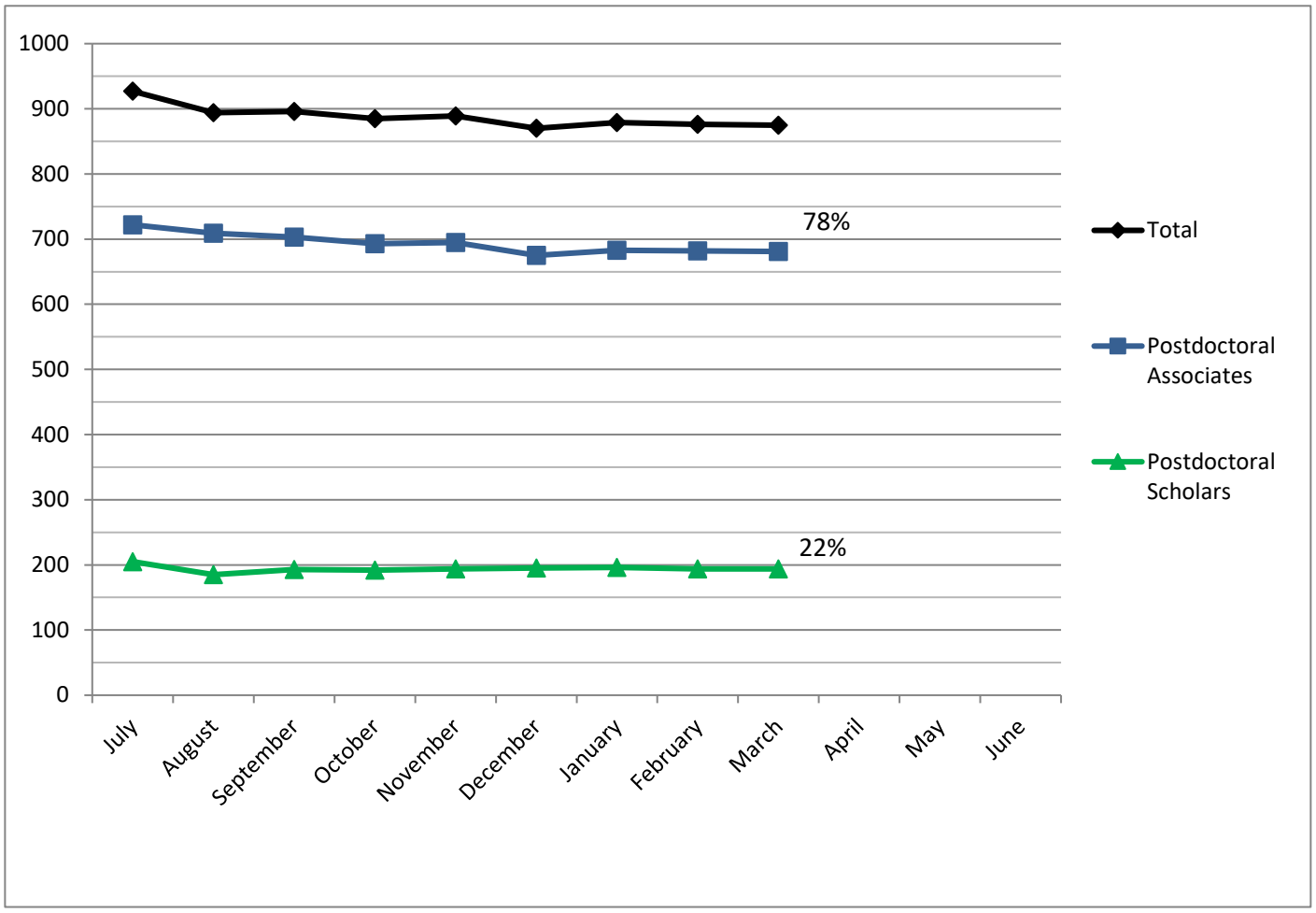

	Total	Postdoctoral Associates	Postdoctoral Scholars
July	927	722	205
August	894	709	185
September	896	703	193
October	885	693	192
November	889	695	194
December	870	675	195
January	879	683	196
February	876	682	194
March	875	681	194
April			
May			
June			

University of Pittsburgh
March 2026 Postdoctoral Data by Citizenship and Ethnic Origin

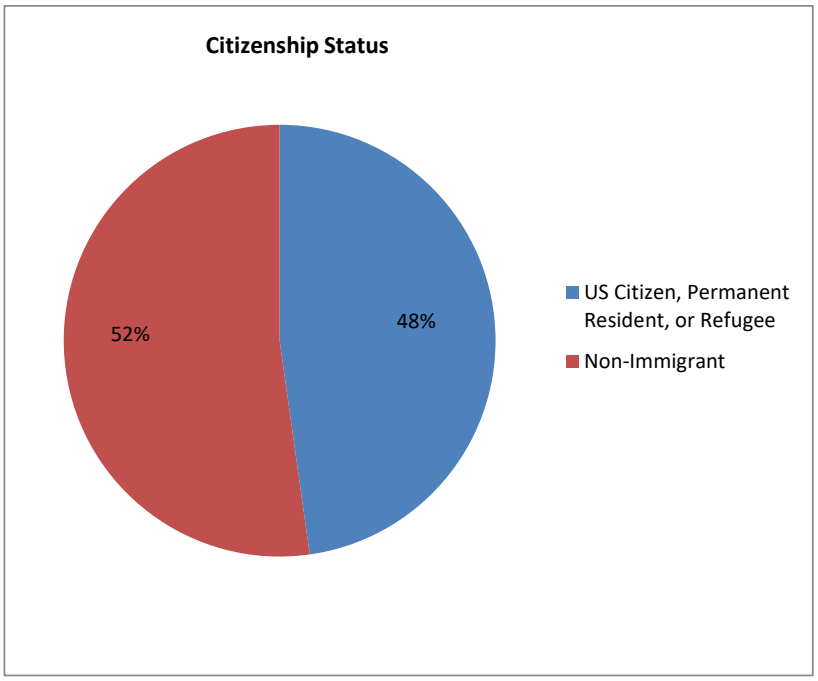

US Citizen, Permanent Resident, or Refugee	418
Non-Immigrant	457
Total	**875**

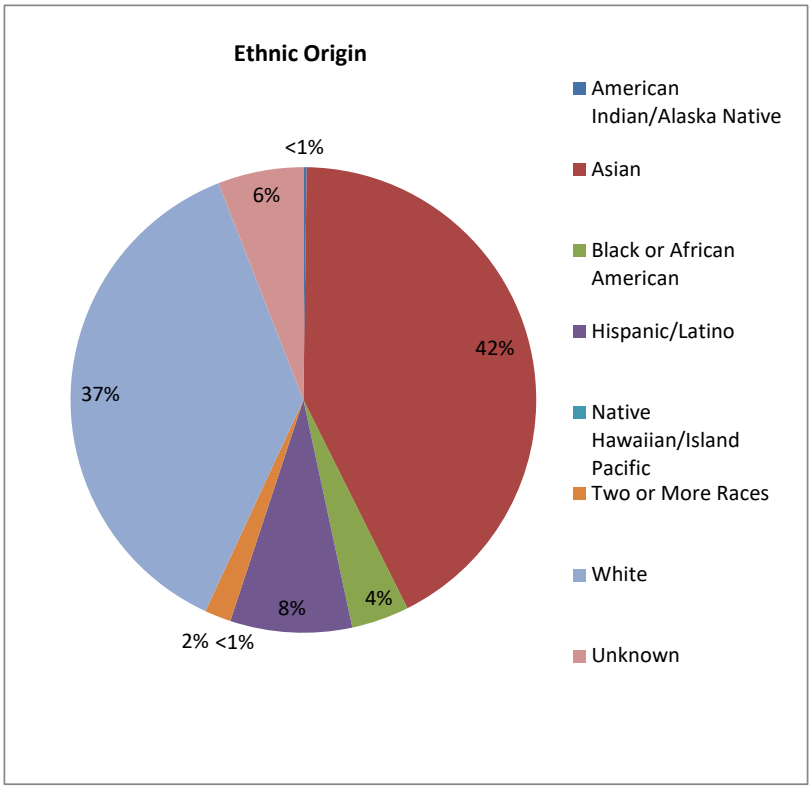

American Indian/Alaska Native	2
Asian	371
Black or African American	35
Hispanic/Latino	74
Native Hawaiian/Island Pacific	0
Two or More Races	16
White	325
Unknown	52
Total	**875**

University of Pittsburgh
March 2026 Postdoctoral Data by Gender

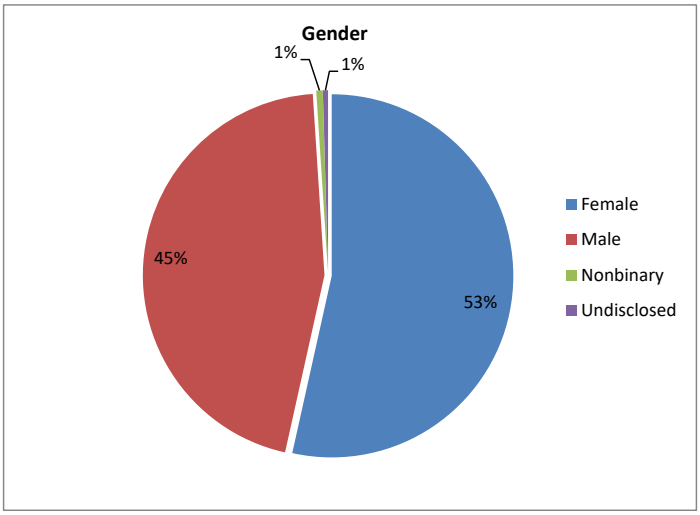

Female	468
Male	398
Nonbinary	5
Undisclosed	4
Total	**875**

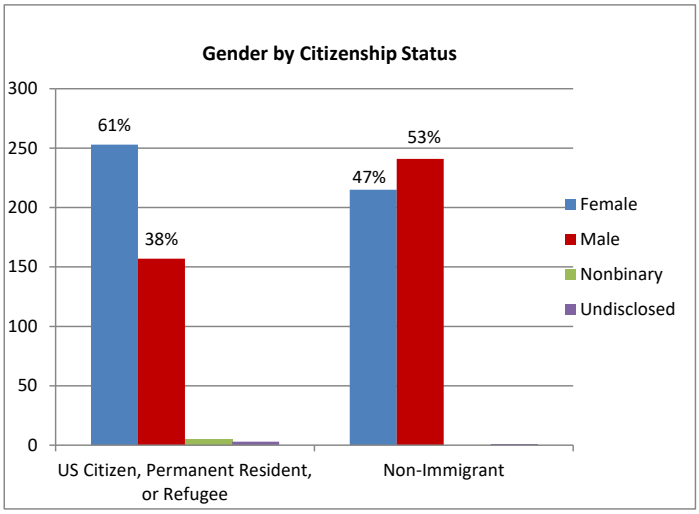

	Total	Female	Male	Nonbinary	Undisclosed
US Citizen, Permanent Resident, or Refugee	418	253	157	5	3
Non-Immigrant	457	215	241	0	1
Totals	**875**	**468**	**398**	**5**	**4**

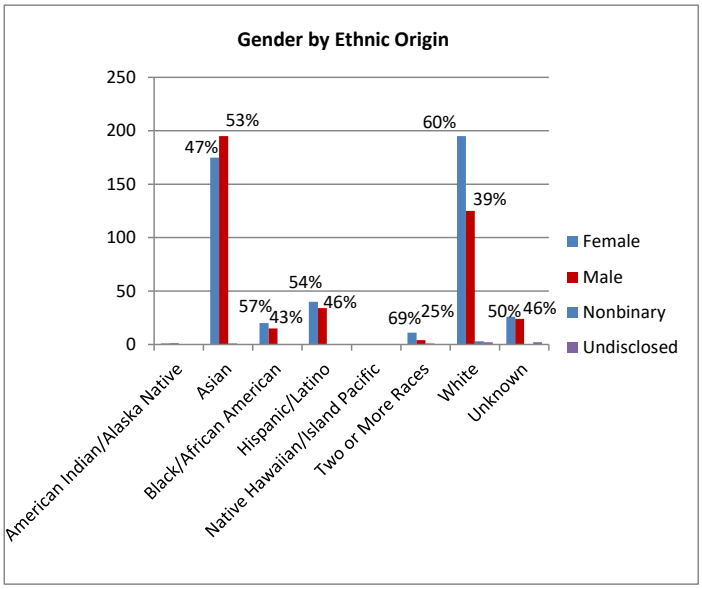

	Total	Female	Male	Nonbinary	Undisclosed
American Indian/Alaska Native	2	1	1	0	0
Asian	371	175	195	1	0
Black/African American	35	20	15	0	0
Hispanic/Latino	74	40	34	0	0
Native Hawaiian/Island Pacific	0	0	0	0	0
Two or More Races	16	11	4	1	0
White	325	195	125	3	2
Unknown	52	26	24	0	2
Total	**875**	**468**	**398**	**5**	**4**

University of Pittsburgh
March 2026 Postdoctoral Data by Unit

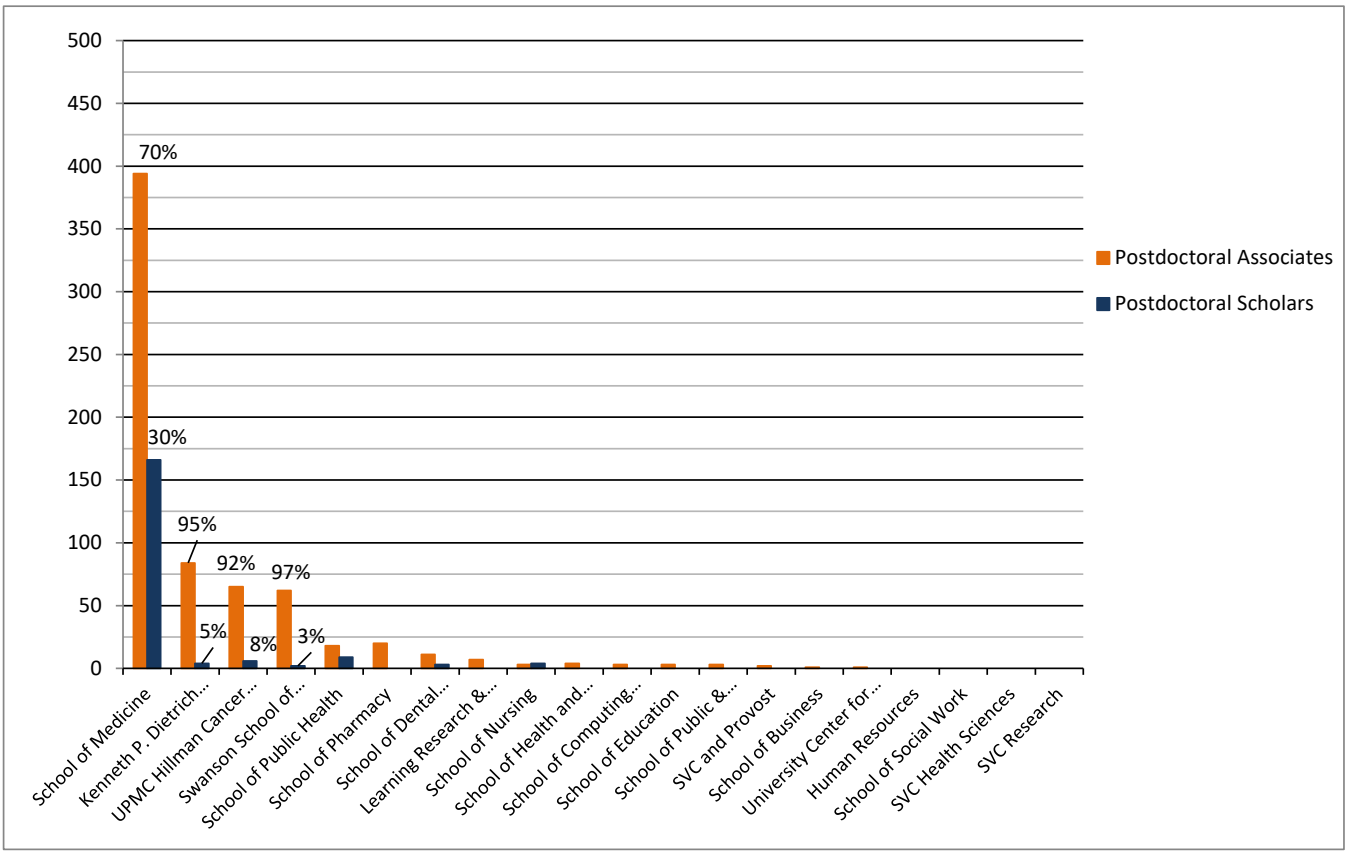

School	Total	Postdoctoral Associates	Postdoctoral Scholars
School of Medicine	560	394	166
Kenneth P. Dietrich School of Arts & Sciences	88	84	4
UPMC Hillman Cancer Center	71	65	6
Swanson School of Engineering	64	62	2
School of Public Health	27	18	9
School of Pharmacy	20	20	0
School of Dental Medicine	14	11	3
Learning Research & Development Center	7	7	0
School of Nursing	7	3	4
School of Health and Rehabilitation Sciences	4	4	0
School of Computing and Information	3	3	0
School of Education	3	3	0
School of Public & International Affairs	3	3	0
SVC and Provost	2	2	0
School of Business	1	1	0
University Center for International Studies	1	1	0
Human Resources	0	0	0
School of Social Work	0	0	0
SVC Health Sciences	0	0	0
SVC Research	0	0	0
Total	**875**	**681**	**194**

University of Pittsburgh
March 2026 Postdoctoral Data
Schools of the Health Sciences

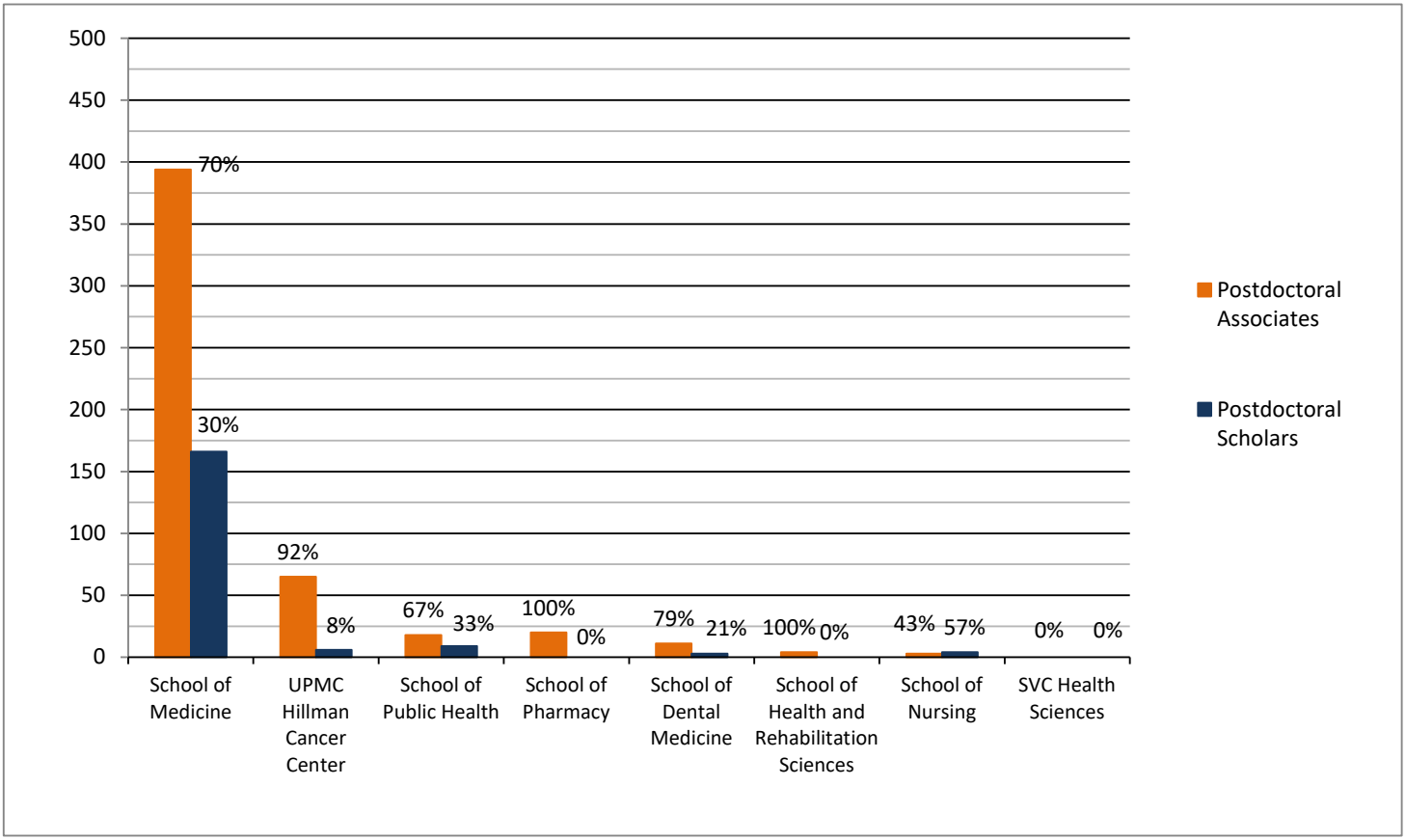

School	Total		Postdoctoral Associates		Postdoctoral Scholars	
	Number	% of the University Total	Number	% of the University Total	Number	% of the University Total
School of Medicine	560	64%	394	58%	166	86%
UPMC Hillman Cancer Center	71	8%	65	10%	6	3%
School of Public Health	27	3%	18	3%	9	5%
School of Pharmacy	20	2%	20	3%	0	0%
School of Dental Medicine	14	2%	11	2%	3	2%
School of Health and Rehabilitation Sciences	4	0%	4	1%	0	0%
School of Nursing	7	1%	3	0%	4	2%
SVC Health Sciences	0	0%	0	0%	0	0%
Subtotal Within the Health Sciences	**703**	-	**515**	-	**188**	-
University Total	**875**	**-**	**681**	**-**	**194**	**-**

School	Total		Postdoctoral Associates		Postdoctoral Scholars	
	Number	% of the University Total	Number	% of the University Total	Number	% of the University Total
Within the Health Sciences	703	80%	515	76%	188	97%
Outside the Health Sciences	172	20%	166	24%	6	3%
University Total	**875**	**100%**	**681**	**100%**	**194**	**100%**

University of Pittsburgh
March 2026 Postdoctoral Data by Citizenship and Ethnic Origin
Schools of the Health Sciences

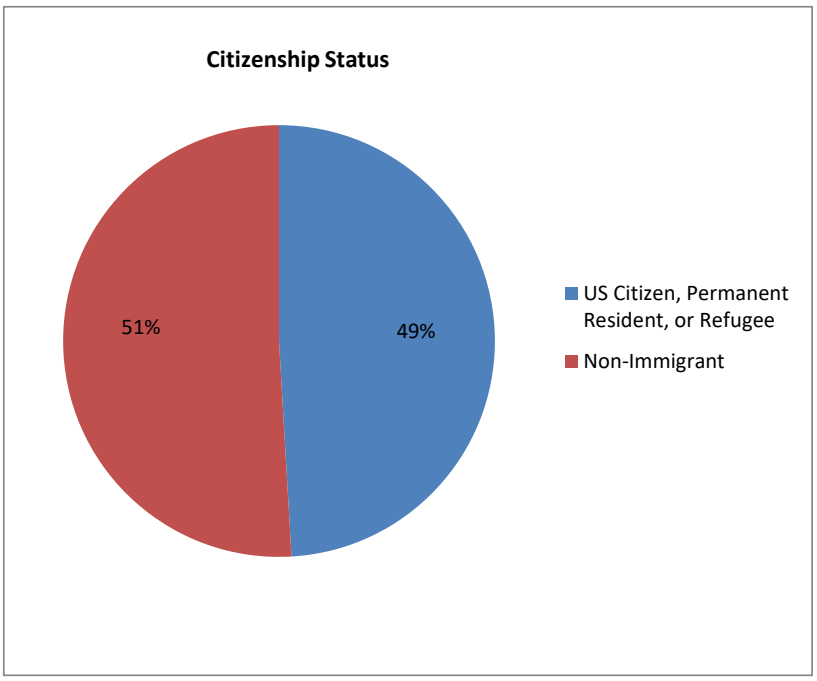

US Citizen, Permanent Resident, or Refugee	345
Non-Immigrant	358
Total	**703**

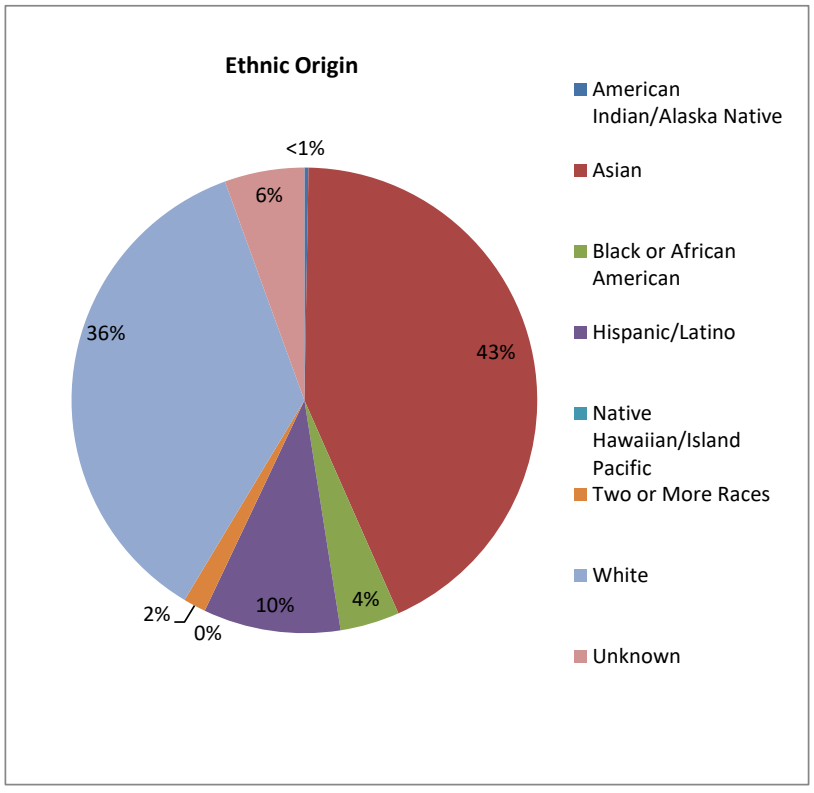

American Indian/Alaska Native	2
Asian	303
Black or African American	29
Hispanic/Latino	67
Native Hawaiian/Island Pacific	0
Two or More Races	11
White	252
Unknown	39
Total	**703**

University of Pittsburgh
March 2026 Postdoctoral Data by Gender
Schools of the Health Sciences

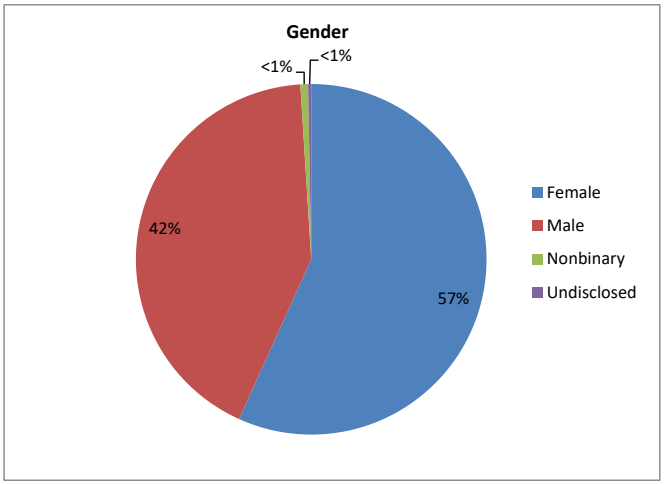

Female	399
Male	297
Nonbinary	5
Undisclosed	2
Total	**703**

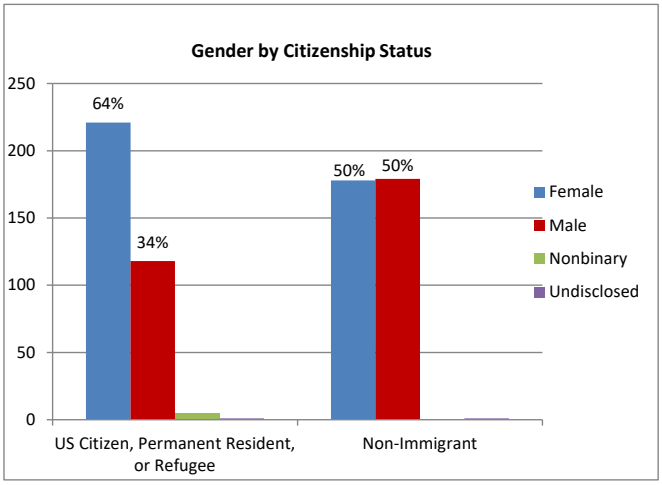

	Total	Female	Male	Nonbinary	Undisclosed
US Citizen, Permanent Resident, or Refugee	345	221	118	5	1
Non-Immigrant	358	178	179	0	1
Totals	**703**	**399**	**297**	**5**	**2**

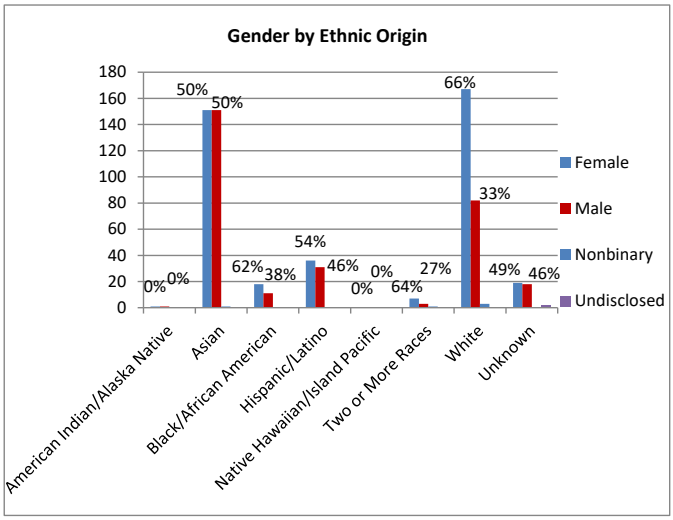

	Total	Female	Male	Nonbinary	Undisclosed
American Indian/Alaska Native	2	1	1	0	0
Asian	303	151	151	1	0
Black/African American	29	18	11	0	0
Hispanic/Latino	67	36	31	0	0
Native Hawaiian/Island Pacific	0	0	0	0	0
Two or More Races	11	7	3	1	0
White	252	167	82	3	0
Unknown	39	19	18	0	2
Total	**703**	**399**	**297**	**5**	**2**

University of Pittsburgh
March 2026 Postdoctoral Data
School of Medicine

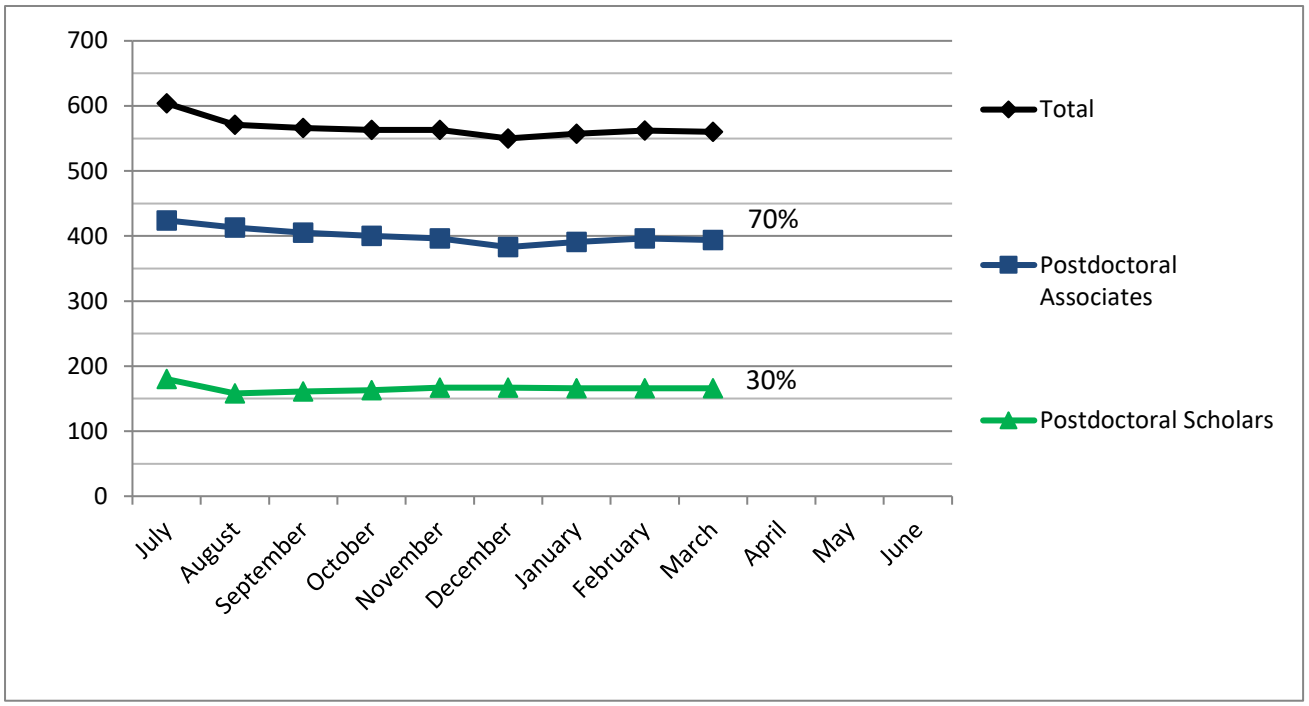

	Total	Postdoctoral Associates	Postdoctoral Scholars
July	604	424	180
August	571	413	158
September	566	405	161
October	563	400	163
November	563	396	167
December	550	383	167
January	557	391	166
February	562	396	166
March	560	394	166
April			
May			
June			

University of Pittsburgh
March 2026 Postdoctoral Data
School of Medicine by Department

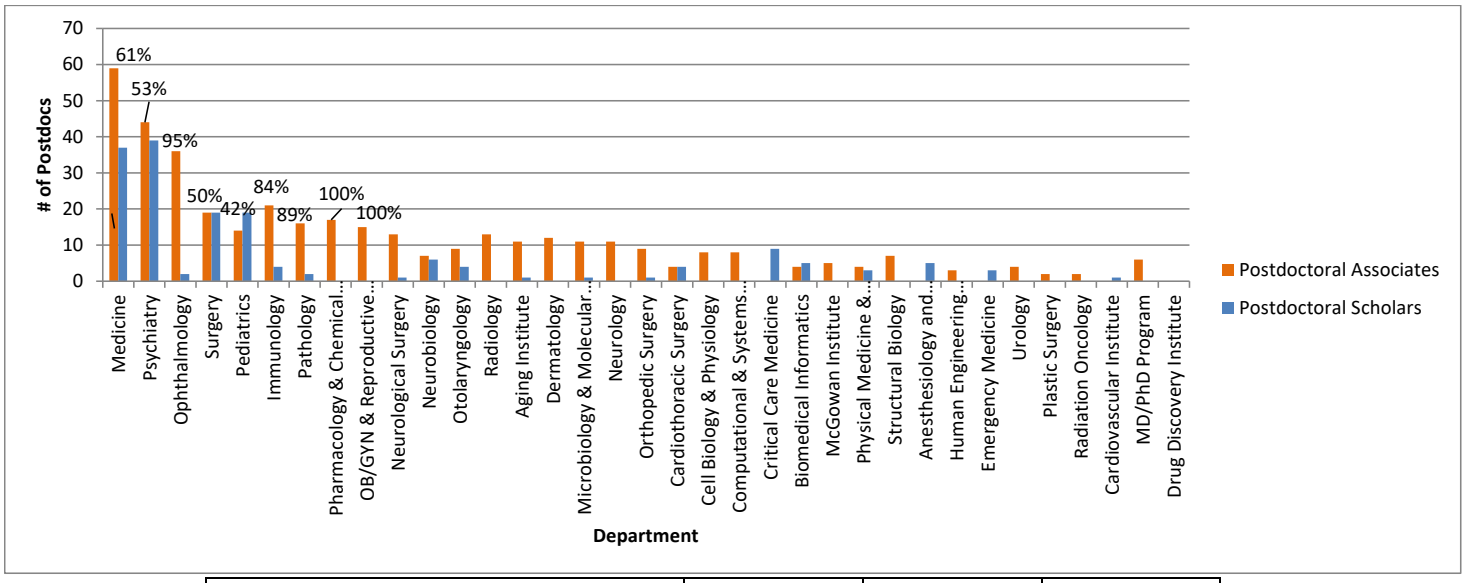

Department	Total	Postdoctoral Associates	Postdoctoral Scholars
Medicine	96	59	37
Psychiatry	83	44	39
Ophthalmology	38	36	2
Surgery	38	19	19
Pediatrics	33	14	19
Immunology	25	21	4
Pathology	18	16	2
Pharmacology & Chemical Biology	17	17	0
OB/GYN & Reproductive Sciences	15	15	0
Neurological Surgery	14	13	1
Neurobiology	13	7	6
Otolaryngology	13	9	4
Radiology	13	13	0
Aging Institute	12	11	1
Dermatology	12	12	0
Microbiology & Molecular Genetics	12	11	1
Neurology	11	11	0
Orthopedic Surgery	10	9	1
Cardiothoracic Surgery	8	4	4
Cell Biology & Physiology	8	8	0
Computational & Systems Biology	8	8	0
Critical Care Medicine	9	0	9
Biomedical Informatics	9	4	5
McGowan Institute	5	5	0
Physical Medicine & Rehabilitation	7	4	3
Structural Biology	7	7	0
Anesthesiology and Perioperative Medicine	5	0	5
Human Engineering Research Laboratories	3	3	0
Emergency Medicine	3	0	3
Urology	4	4	0
Plastic Surgery	2	2	0
Radiation Oncology	2	2	0
Cardiovascular Institute	1	0	1
MD/PhD Program	6	6	0
Drug Discovery Institute	0	0	0
Totals	**560**	**394**	**166**

University of Pittsburgh
March 2026 Postdoctoral Data
Kenneth P. Dietrich School of Arts & Sciences

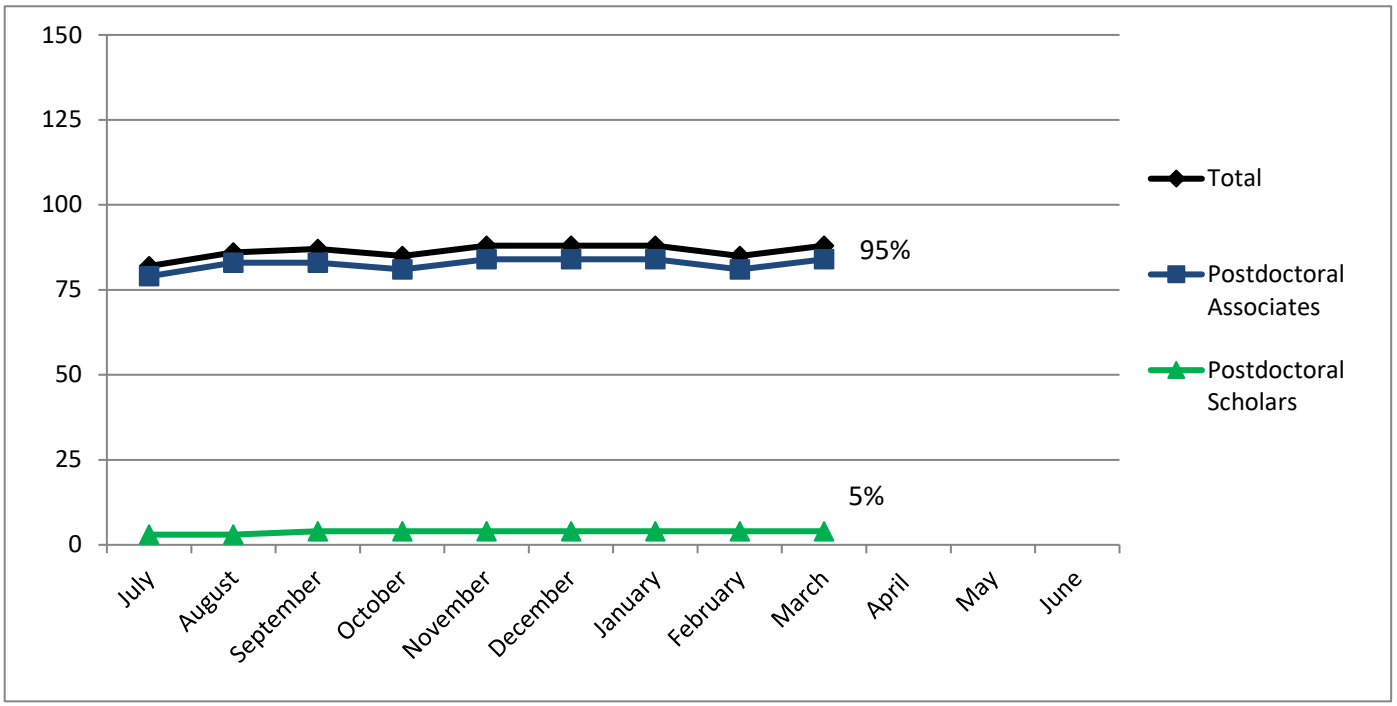

	Total	Postdoctoral Associates	Postdoctoral Scholars
July	82	79	3
August	86	83	3
September	87	83	4
October	85	81	4
November	88	84	4
December	88	84	4
January	88	84	4
February	85	81	4
March	88	84	4
April			
May			
June			

University of Pittsburgh
March 2026 Postdoctoral Data
Kenneth P. Dietrich School of Arts & Sciences by Department

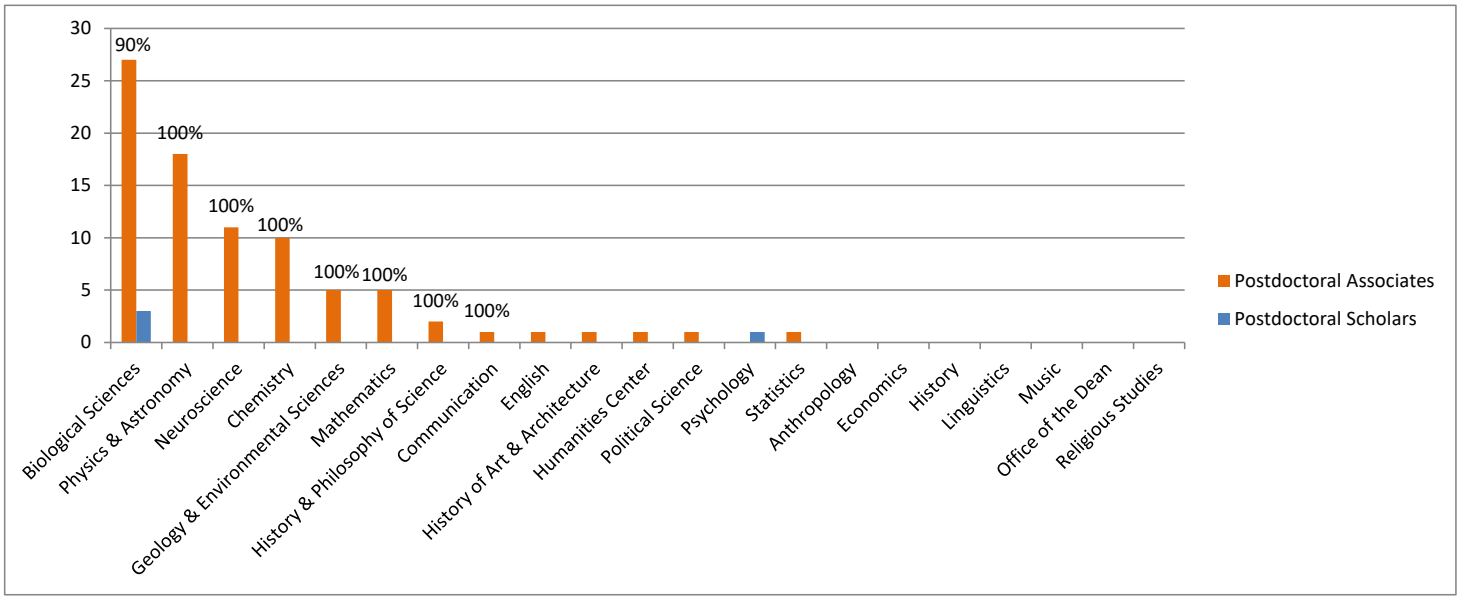

Department	Total	Postdoctoral Associates	Postdoctoral Scholars
Biological Sciences	30	27	3
Physics & Astronomy	18	18	0
Neuroscience	11	11	0
Chemistry	10	10	0
Geology & Environmental Sciences	5	5	0
Mathematics	5	5	0
History & Philosophy of Science	2	2	0
Communication	1	1	0
English	1	1	0
History of Art & Architecture	1	1	0
Humanities Center	1	1	0
Political Science	1	1	0
Psychology	1	0	1
Statistics	1	1	0
Anthropology	0	0	0
Economics	0	0	0
History	0	0	0
Linguistics	0	0	0
Music	0	0	0
Office of the Dean	0	0	0
Religious Studies	0	0	0
Sociology	0	0	0
Urban Studies	0	0	0
World History Center	0	0	0
Totals	**88**	**84**	**4**

University of Pittsburgh
March 2026 Postdoctoral Data
UPMC Hillman Cancer Center

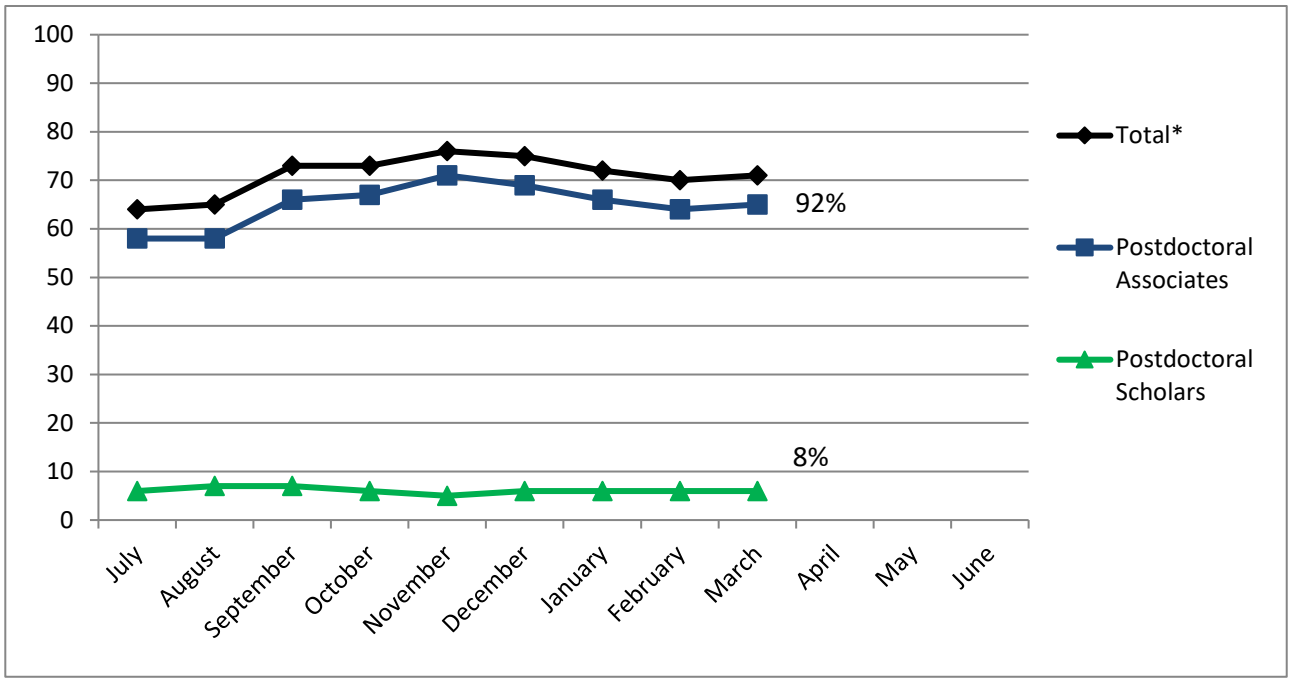

	Total*	Postdoctoral Associates	Postdoctoral Scholars
July	64	58	6
August	65	58	7
September	73	66	7
October	73	67	6
November	76	71	5
December	75	69	6
January	72	66	6
February	70	64	6
March	71	65	6
April			
May			
June			

***No further breakdown possible**

University of Pittsburgh
March 2026 Postdoctoral Data
Swanson School of Engineering

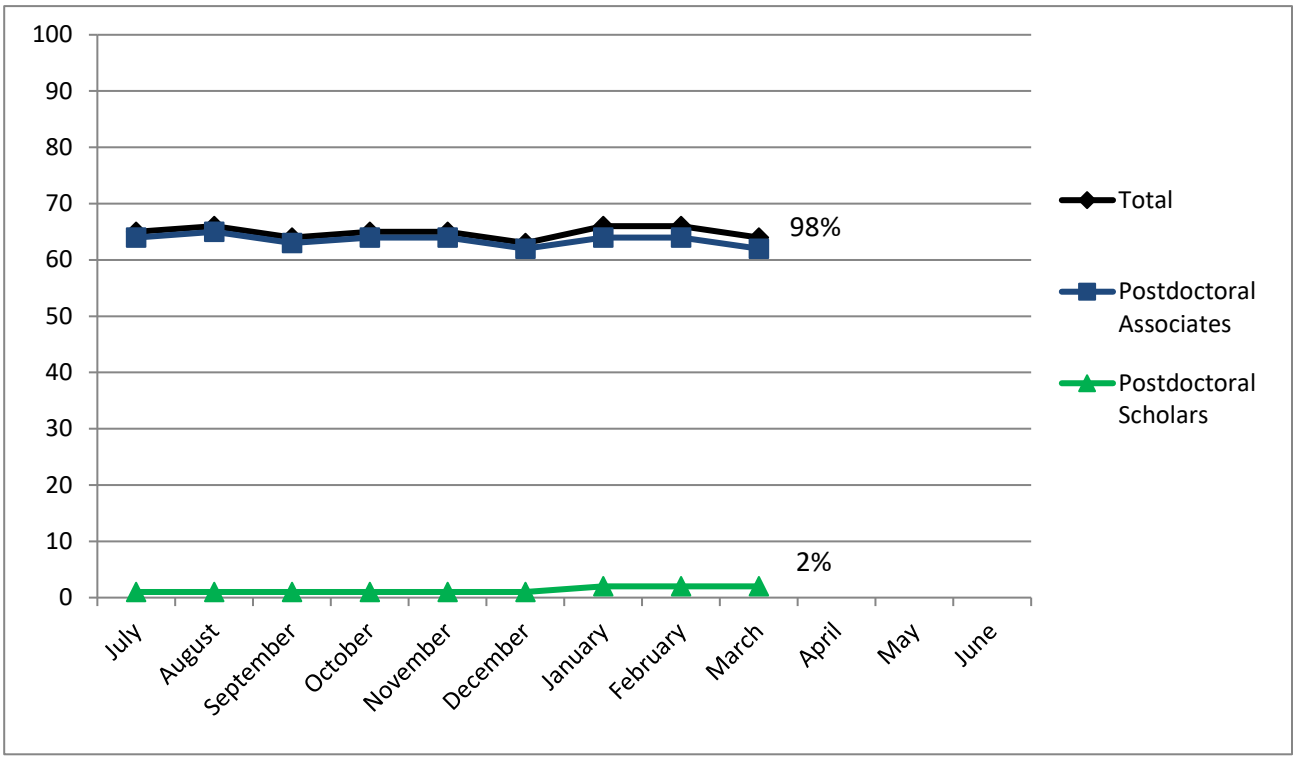

	Total	Postdoctoral Associates	Postdoctoral Scholars
July	65	64	1
August	66	65	1
September	64	63	1
October	65	64	1
November	65	64	1
December	63	62	1
January	66	64	2
February	66	64	2
March	64	62	2
April			
May			
June			

University of Pittsburgh
March 2026 Postdoctoral Data
Swanson School of Engineering by Department

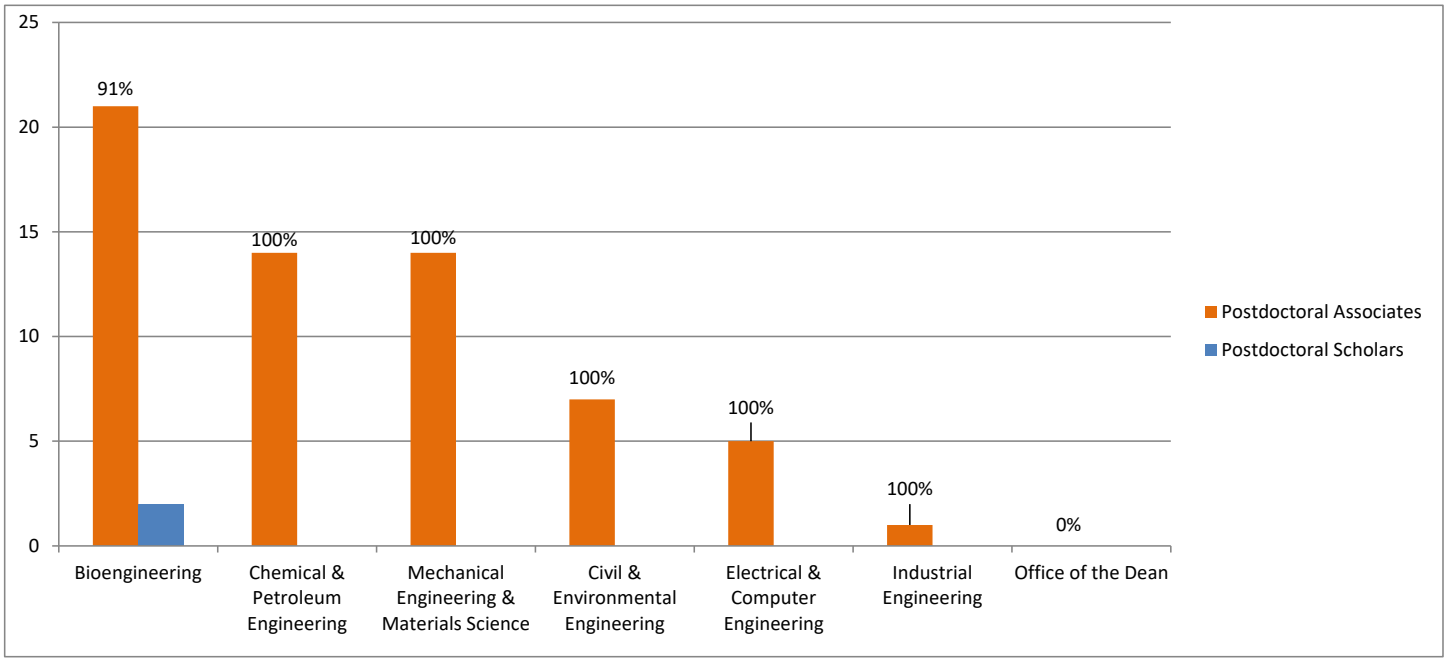

Department	Total	Postdoctoral Associates	Postdoctoral Scholars
Bioengineering	23	21	2
Chemical & Petroleum Engineering	14	14	0
Mechanical Engineering & Materials Science	14	14	0
Civil & Environmental Engineering	7	7	0
Electrical & Computer Engineering	5	5	0
Industrial Engineering	1	1	0
Office of the Dean	0	0	0
Totals	**64**	**62**	**2**

University of Pittsburgh
March 2026 Postdoctoral Data
School of Public Health

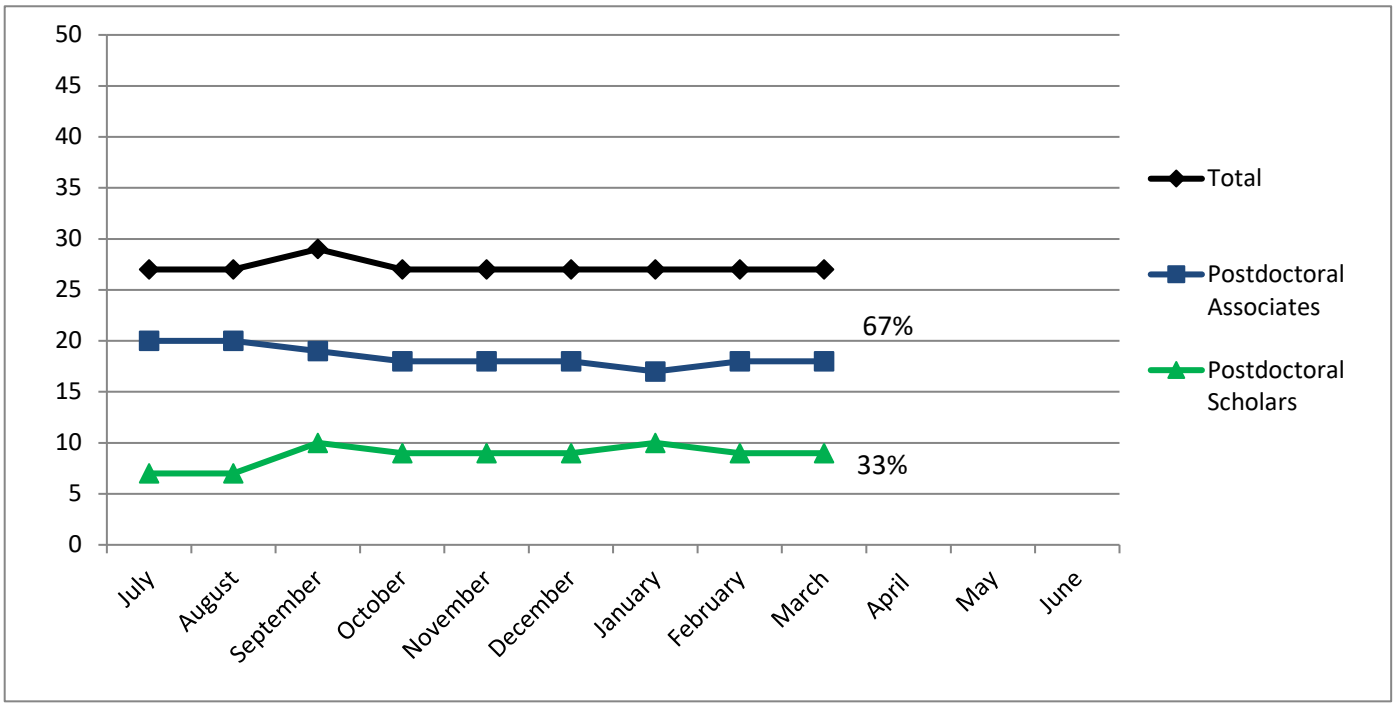

	Total	Postdoctoral Associates	Postdoctoral Scholars
July	27	20	7
August	27	20	7
September	29	19	10
October	27	18	9
November	27	18	9
December	27	18	9
January	27	17	10
February	27	18	9
March	27	18	9
April			
May			
June			

University of Pittsburgh
March 2026 Postdoctoral Data
School of Public Health by Department

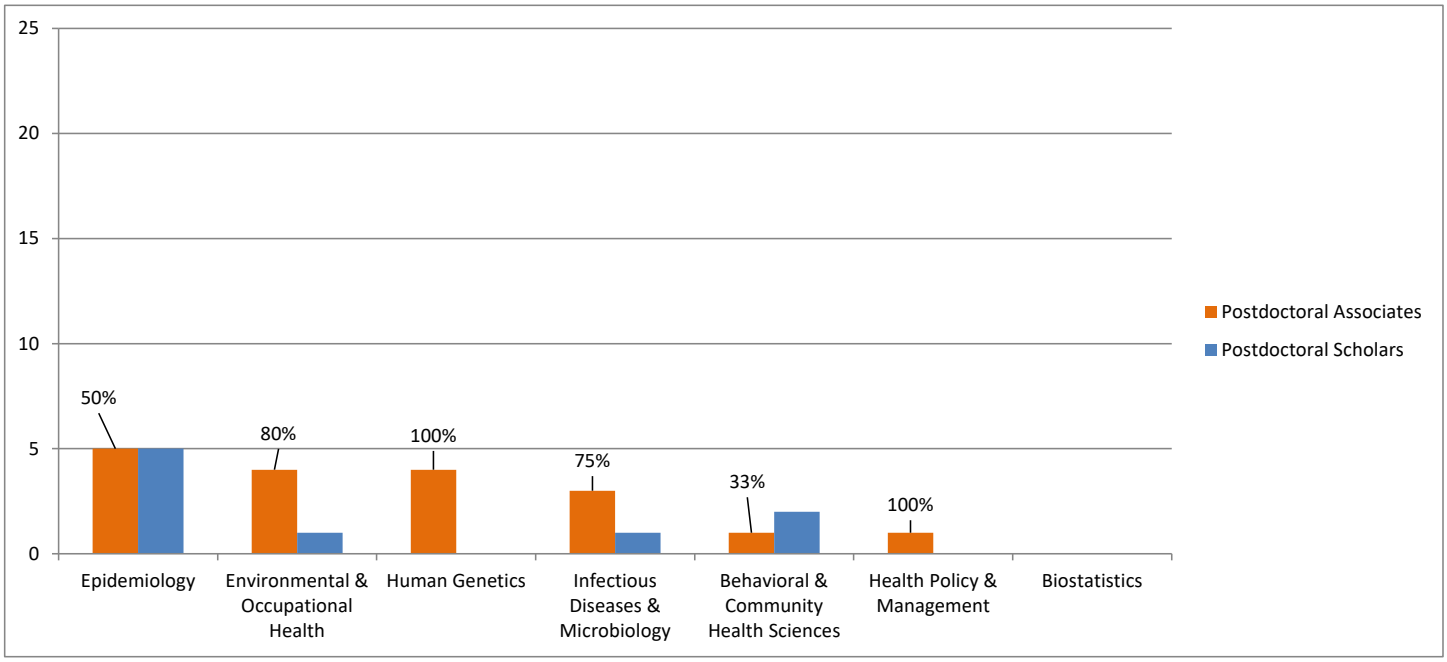

Department	Total	Postdoctoral Associates	Postdoctoral Scholars
Epidemiology	10	5	5
Environmental & Occupational Health	5	4	1
Human Genetics	4	4	0
Infectious Diseases & Microbiology	4	3	1
Behavioral & Community Health Sciences	3	1	2
Health Policy & Management	1	1	0
Biostatistics	0	0	0
Totals	**27**	**18**	**9**

University of Pittsburgh
March 2026 Postdoctoral Data
School of Pharmacy

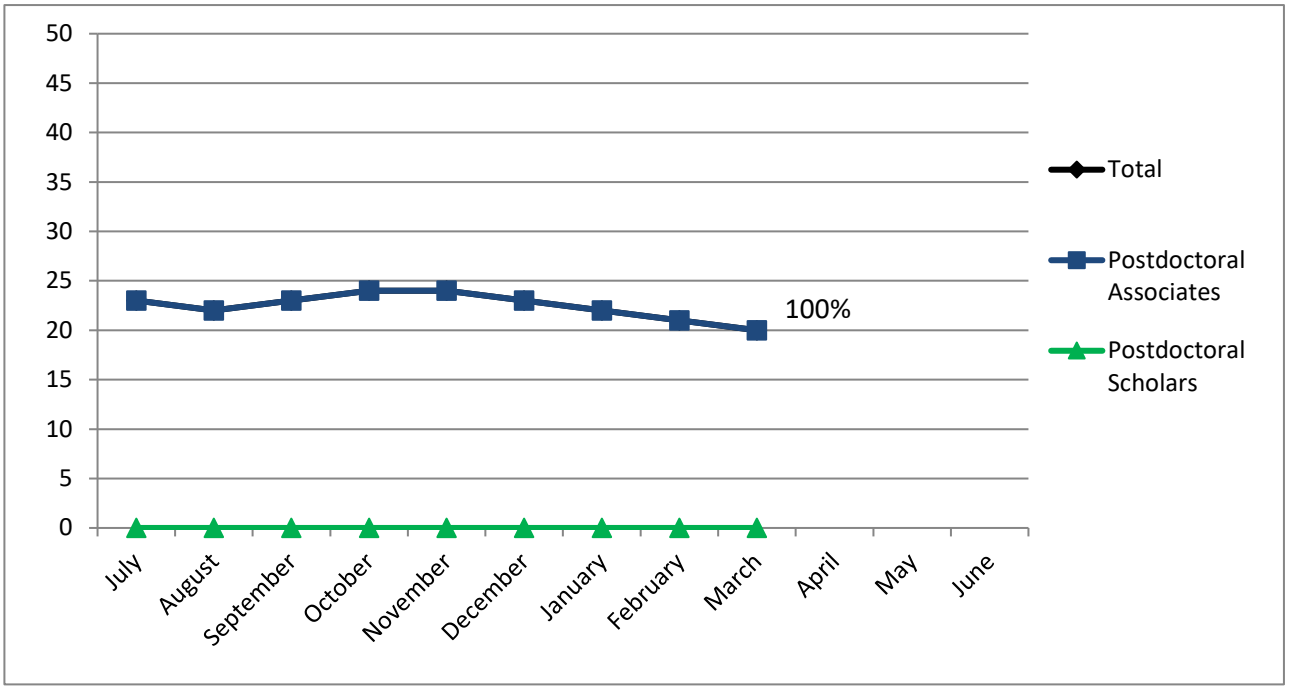

	Total	Postdoctoral Associates	Postdoctoral Scholars
July	23	23	0
August	22	22	0
September	23	23	0
October	24	24	0
November	24	24	0
December	23	23	0
January	22	22	0
February	21	21	0
March	20	20	0
April			
May			
June			

University of Pittsburgh
March 2026 Postdoctoral Data
School of Dental Medicine

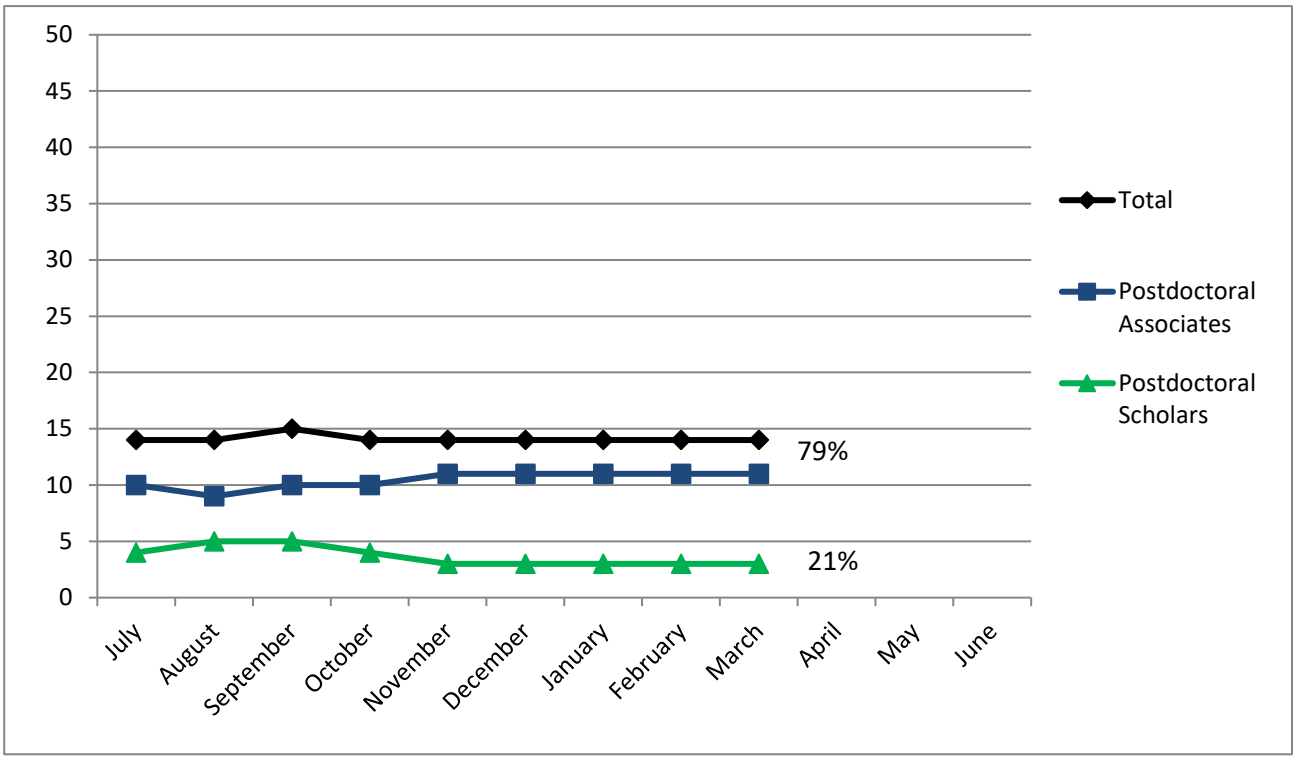

	Total	Postdoctoral Associates	Postdoctoral Scholars
July	14	10	4
August	14	9	5
September	15	10	5
October	14	10	4
November	14	11	3
December	14	11	3
January	14	11	3
February	14	11	3
March	14	11	3
April			
May			
June			

University of Pittsburgh
March 2026 Postdoctoral Data
Learning Research & Development Center

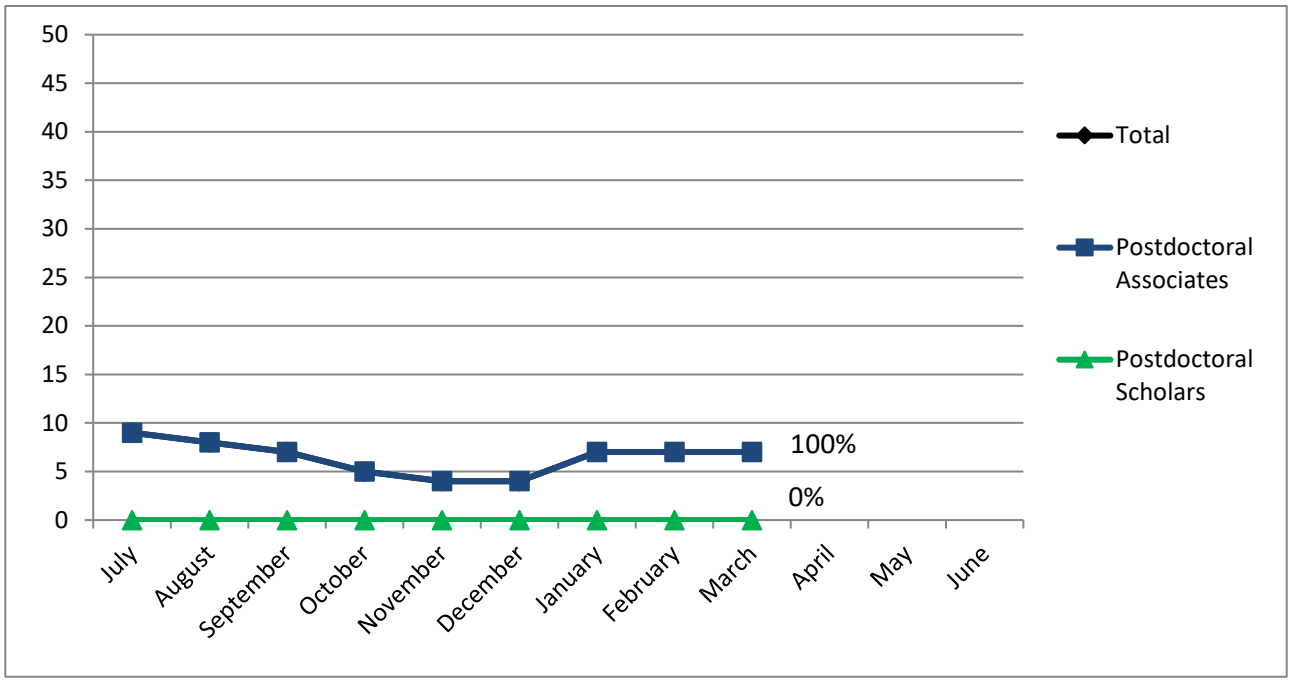

	Total	Postdoctoral Associates	Postdoctoral Scholars
July	9	9	0
August	8	8	0
September	7	7	0
October	5	5	0
November	4	4	0
December	4	4	0
January	7	7	0
February	7	7	0
March	7	7	0
April			
May			
June			

University of Pittsburgh
March 2026 Postdoctoral Data
School of Nursing

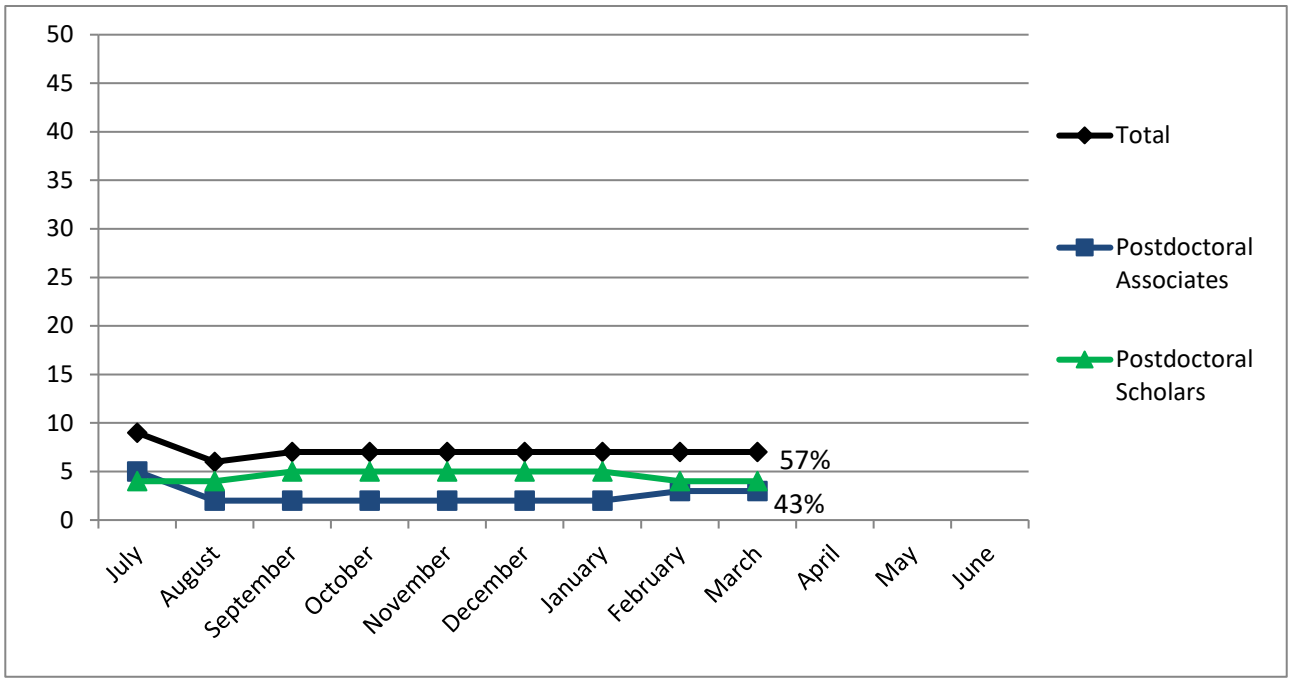

	Total	Postdoctoral Associates	Postdoctoral Scholars
July	9	5	4
August	6	2	4
September	7	2	5
October	7	2	5
November	7	2	5
December	7	2	5
January	7	2	5
February	7	3	4
March	7	3	4
April			
May			
June			

University of Pittsburgh
March 2026 Postdoctoral Data
School of Health and Rehabiliation Sciences

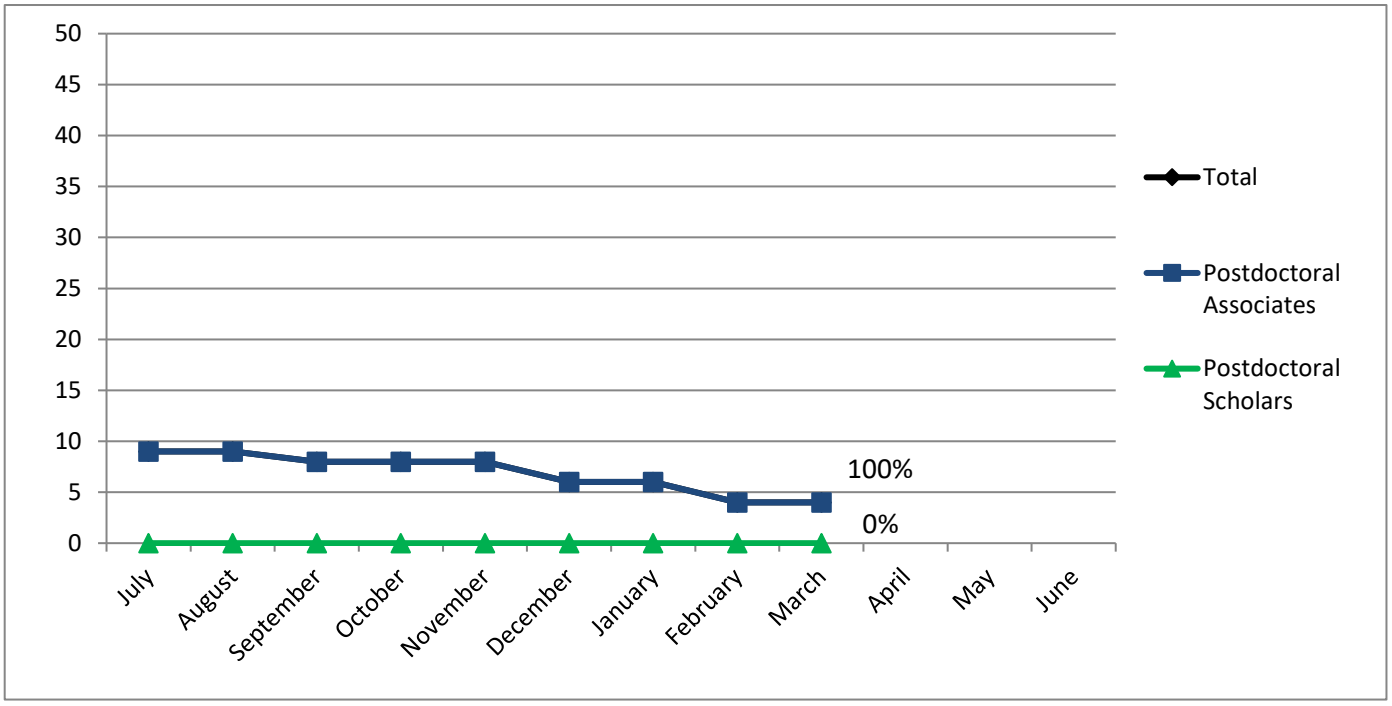

	Total	Postdoctoral Associates	Postdoctoral Scholars
July	9	9	0
August	9	9	0
September	8	8	0
October	8	8	0
November	8	8	0
December	6	6	0
January	6	6	0
February	4	4	0
March	4	4	0
April			
May			
June			

University of Pittsburgh
March 2026 Postdoctoral Data
School of Computing and Information

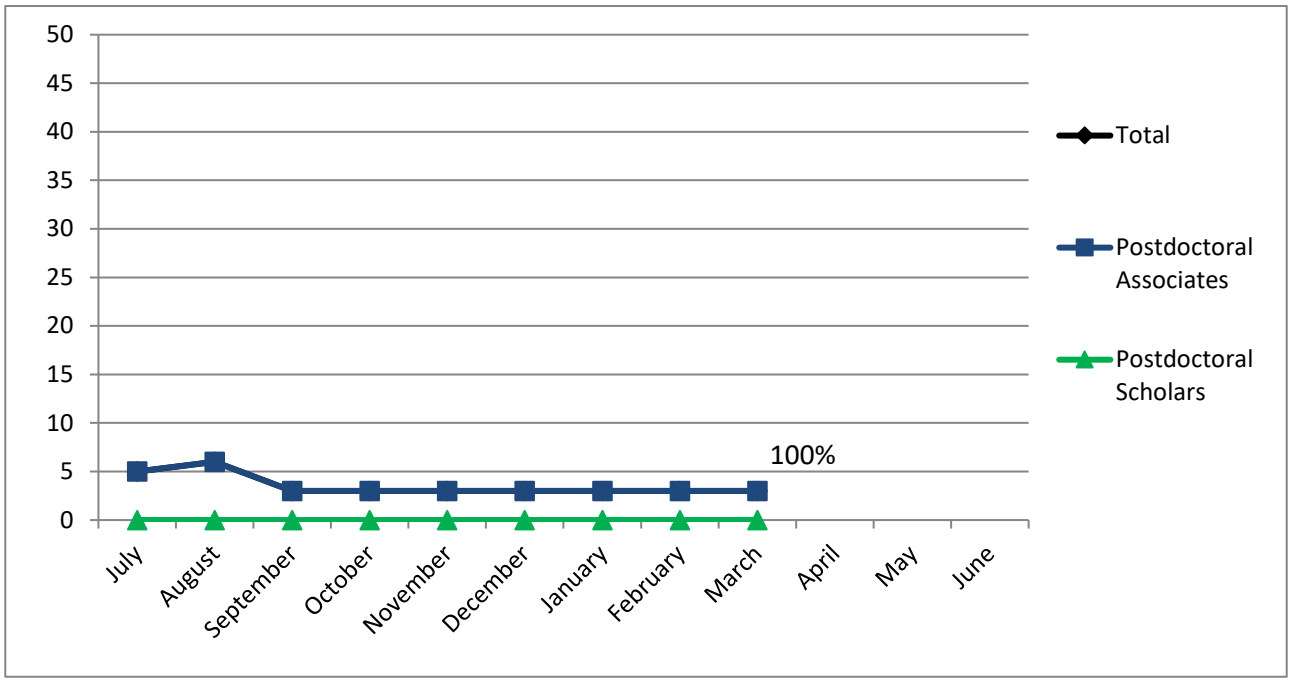

	Total	Postdoctoral Associates	Postdoctoral Scholars
July	5	5	0
August	6	6	0
September	3	3	0
October	3	3	0
November	3	3	0
December	3	3	0
January	3	3	0
February	3	3	0
March	3	3	0
April			
May			
June			

University of Pittsburgh
March 2026 Postdoctoral Data
School of Education

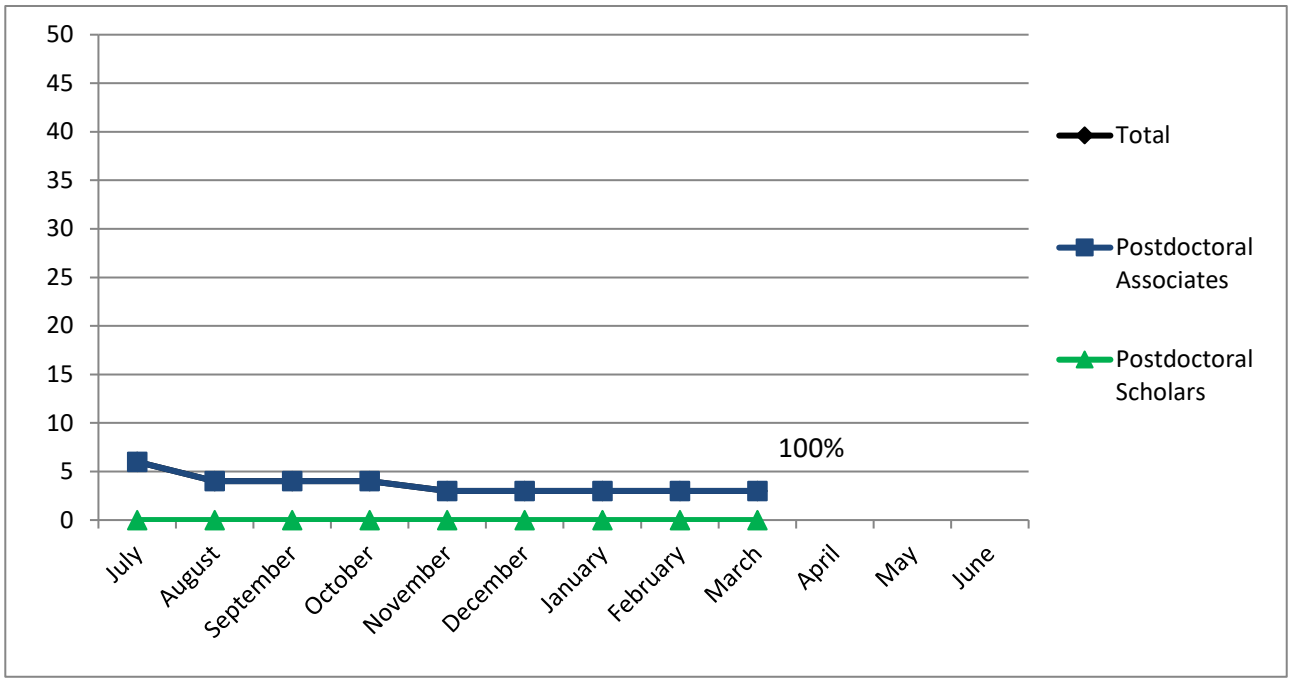

	Total	Postdoctoral Associates	Postdoctoral Scholars
July	6	6	0
August	4	4	0
September	4	4	0
October	4	4	0
November	3	3	0
December	3	3	0
January	3	3	0
February	3	3	0
March	3	3	0
April			
May			
June			

University of Pittsburgh
March 2026 Postdoctoral Data
School of Public & International Affairs

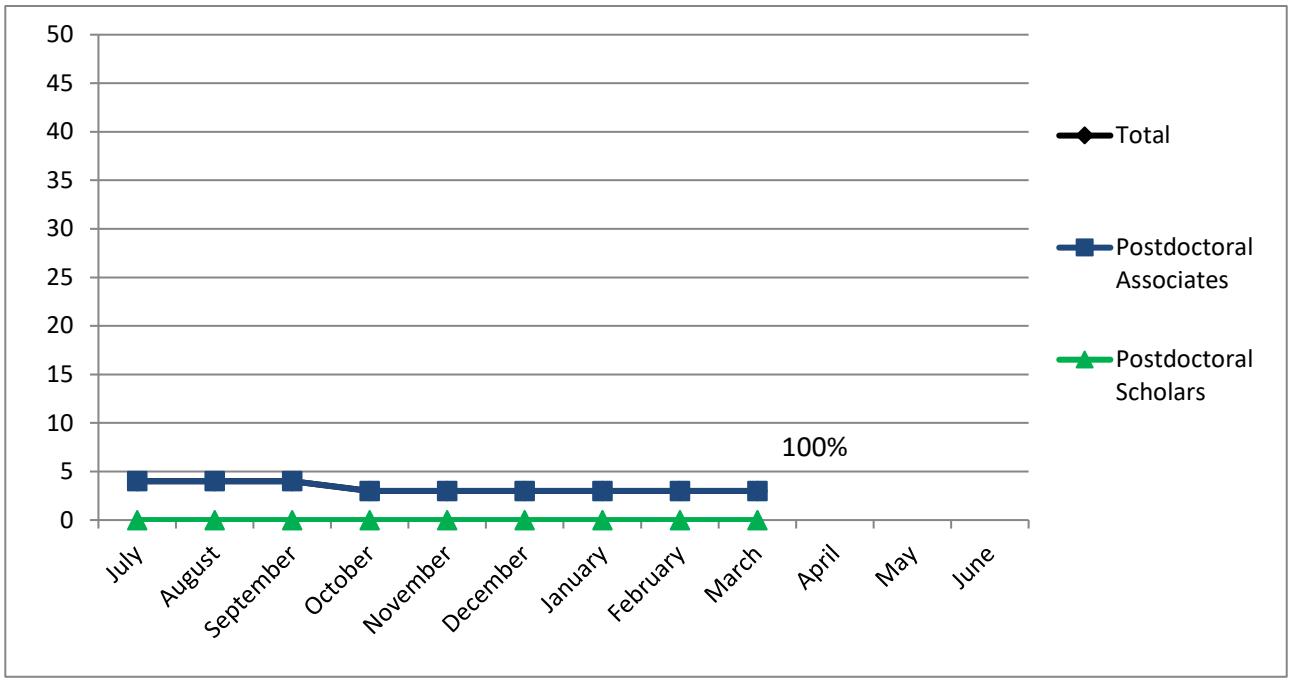

	Total	Postdoctoral Associates	Postdoctoral Scholars
July	4	4	0
August	4	4	0
September	4	4	0
October	3	3	0
November	3	3	0
December	3	3	0
January	3	3	0
February	3	3	0
March	3	3	0
April			
May			
June			

University of Pittsburgh
March 2026 Postdoctoral Data
SVC and Provost

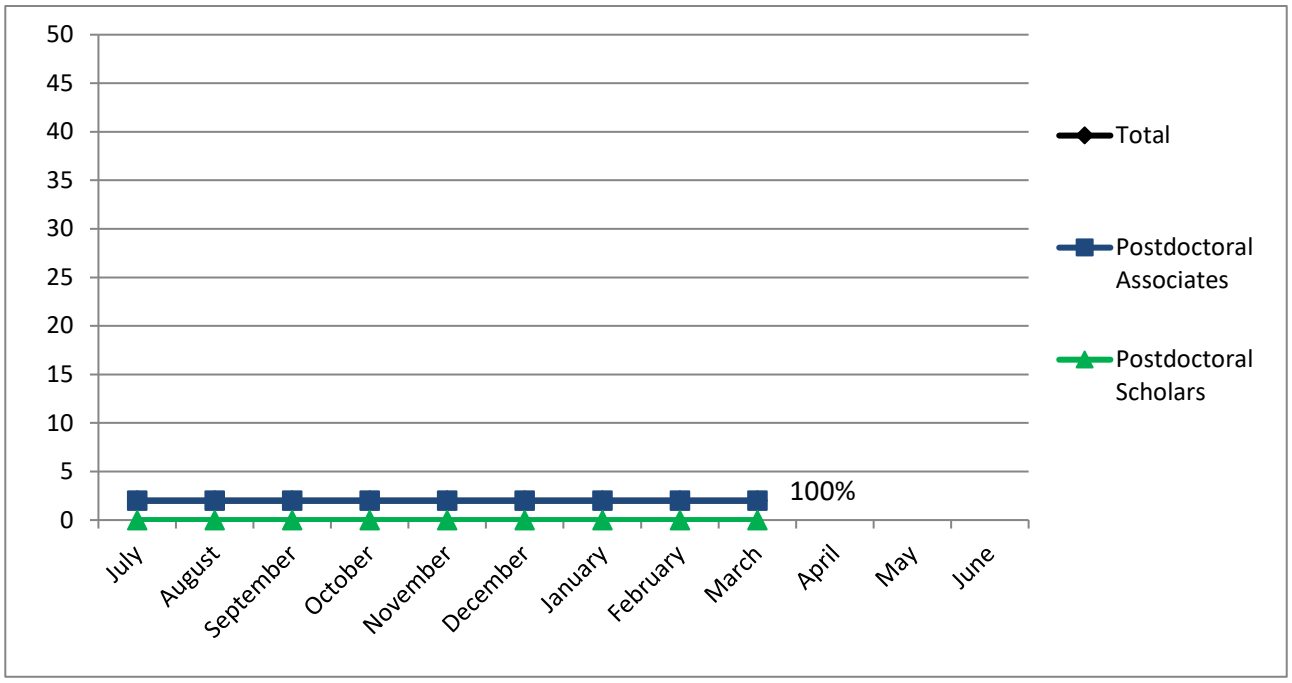

	Total	Postdoctoral Associates	Postdoctoral Scholars
July	2	2	0
August	2	2	0
September	2	2	0
October	2	2	0
November	2	2	0
December	2	2	0
January	2	2	0
February	2	2	0
March	2	2	0
April			
May			
June			

University of Pittsburgh
March 2026 Postdoctoral Data
School of Business

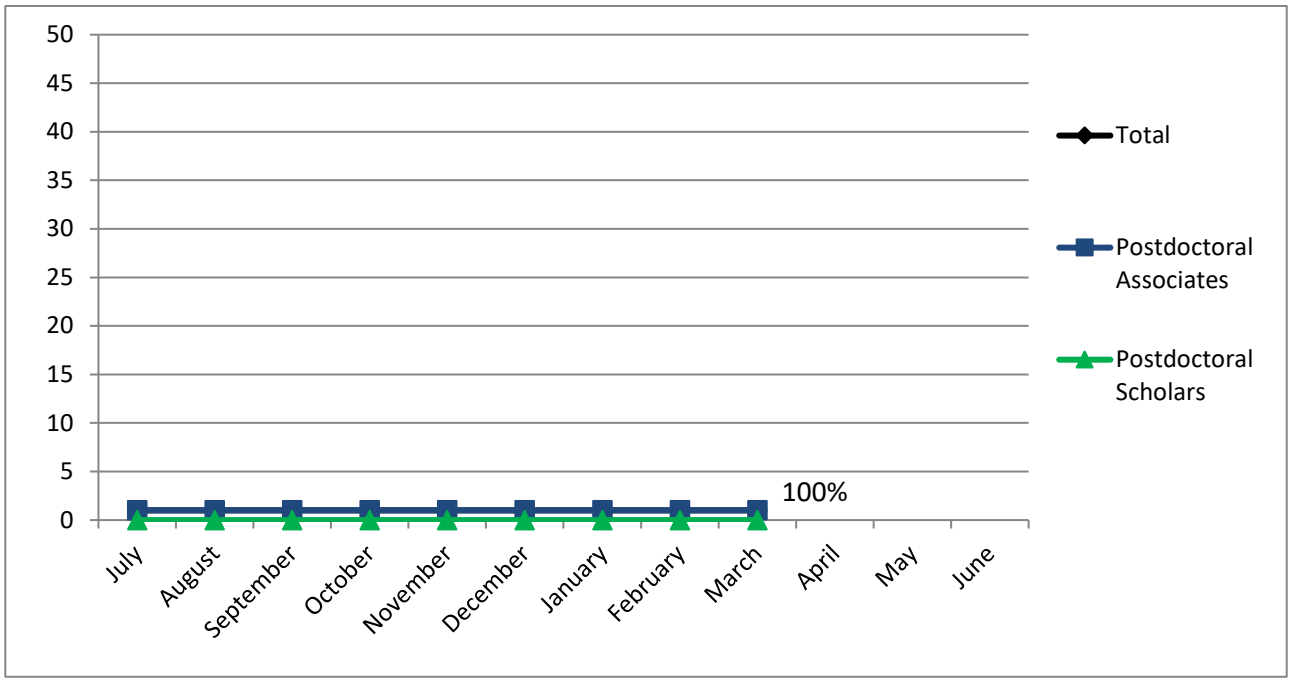

	Total	Postdoctoral Associates	Postdoctoral Scholars
July	1	1	0
August	1	1	0
September	1	1	0
October	1	1	0
November	1	1	0
December	1	1	0
January	1	1	0
February	1	1	0
March	1	1	0
April			
May			
June			

University of Pittsburgh
March 2026 Postdoctoral Data
University Center for International Studies

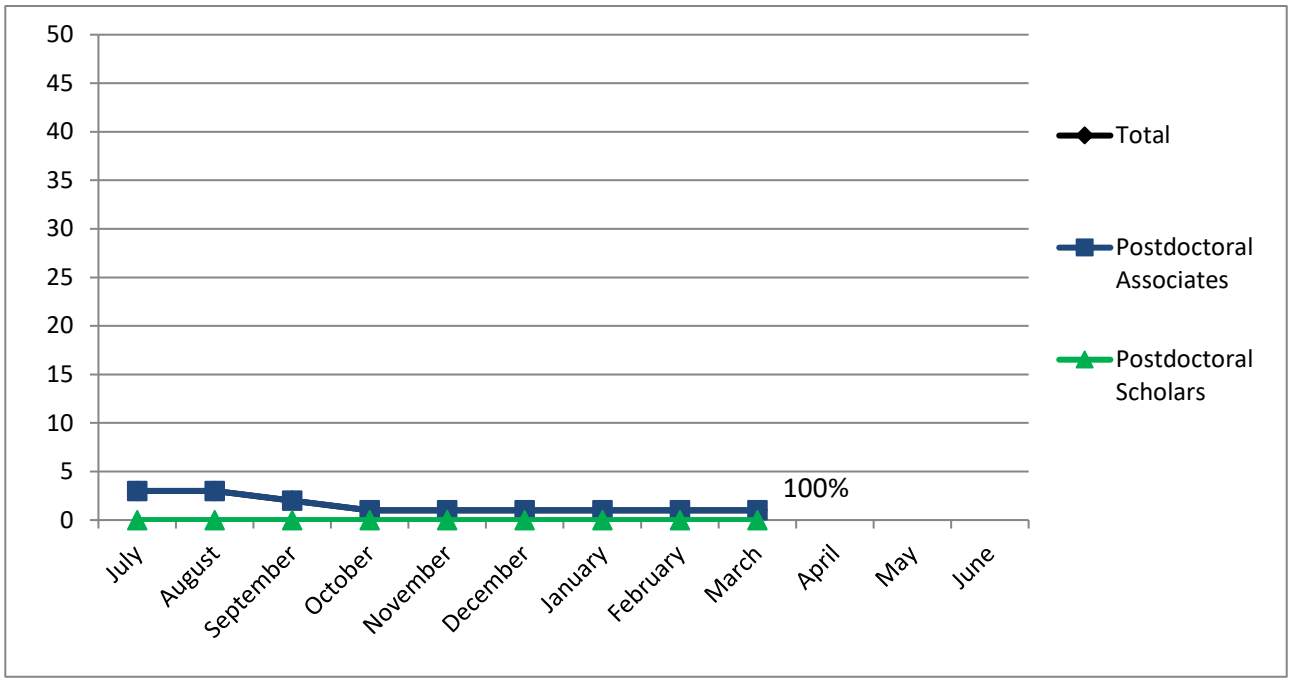

	Total	Postdoctoral Associates	Postdoctoral Scholars
July	3	3	0
August	3	3	0
September	2	2	0
October	1	1	0
November	1	1	0
December	1	1	0
January	1	1	0
February	1	1	0
March	1	1	0
April			
May			
June			

University of Pittsburgh
March 2026 Postdoctoral Data
Human Resources

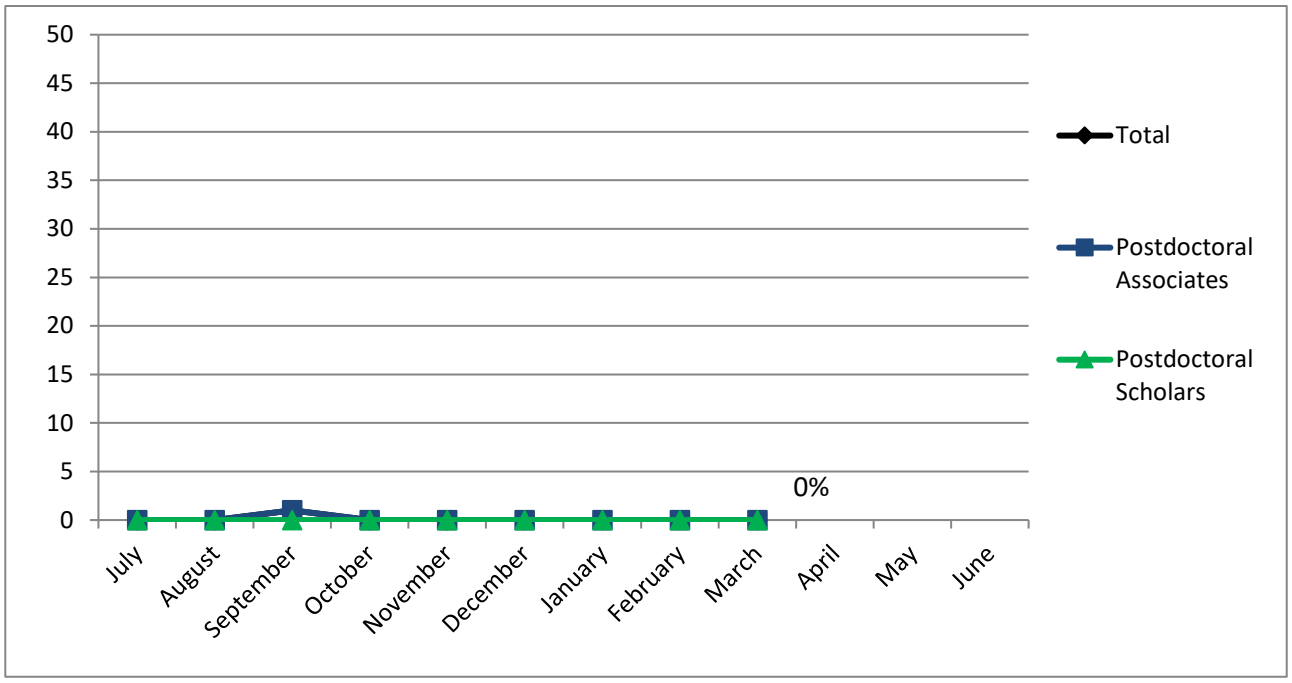

	Total	Postdoctoral Associates	Postdoctoral Scholars
July	0	0	0
August	0	0	0
September	1	1	0
October	0	0	0
November	0	0	0
December	0	0	0
January	0	0	0
February	0	0	0
March	0	0	0
April			
May			
June			

University of Pittsburgh
March 2026 Postdoctoral Data
School of Social Work

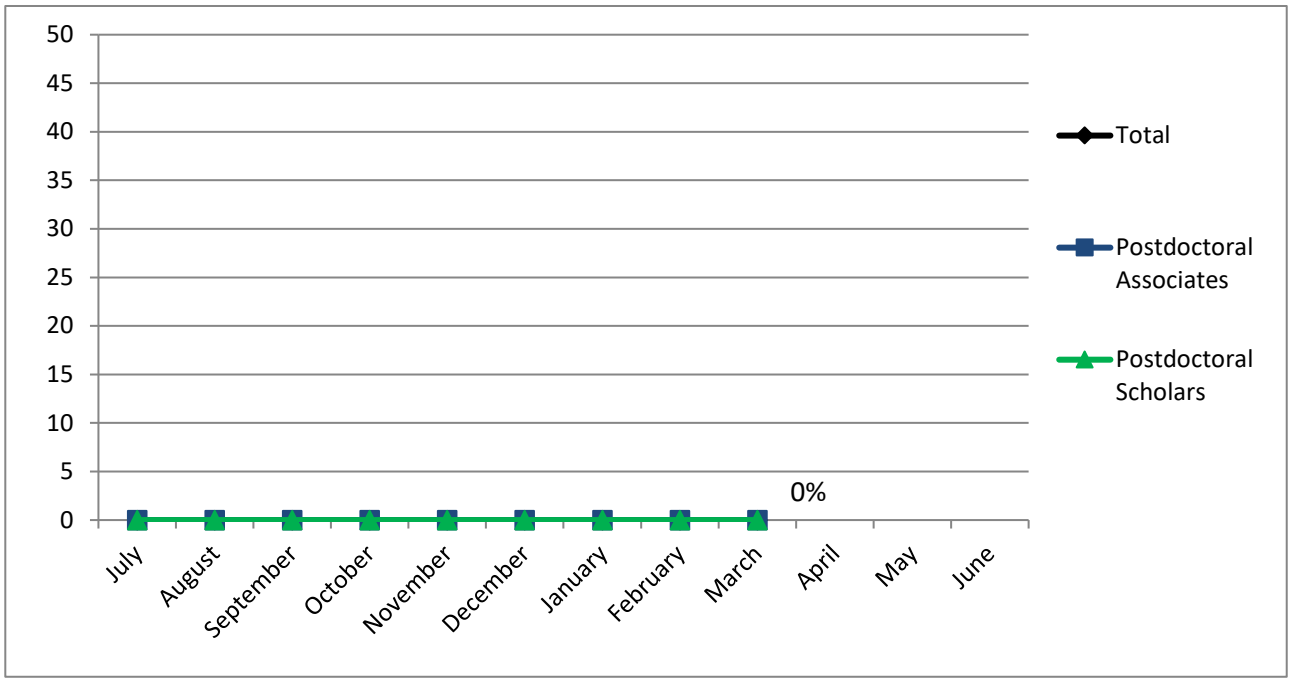

	Total	Postdoctoral Associates	Postdoctoral Scholars
July	0	0	0
August	0	0	0
September	0	0	0
October	0	0	0
November	0	0	0
December	0	0	0
January	0	0	0
February	0	0	0
March	0	0	0
April			
May			
June			

University of Pittsburgh
March 2026 Postdoctoral Data
SVC Health Sciences

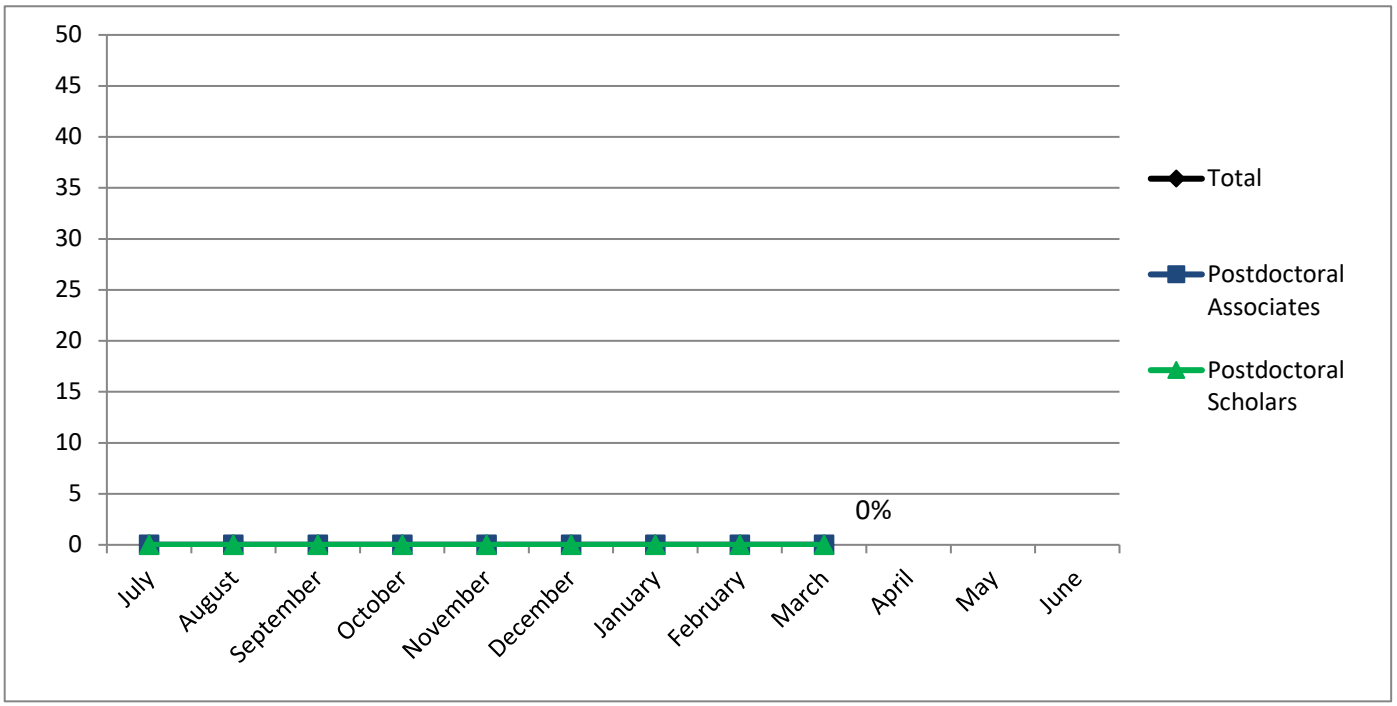

	Total	Postdoctoral Associates	Postdoctoral Scholars
July	0	0	0
August	0	0	0
September	0	0	0
October	0	0	0
November	0	0	0
December	0	0	0
January	0	0	0
February	0	0	0
March	0	0	0
April			
May			
June			

University of Pittsburgh
March 2026 Postdoctoral Data
SVC Research

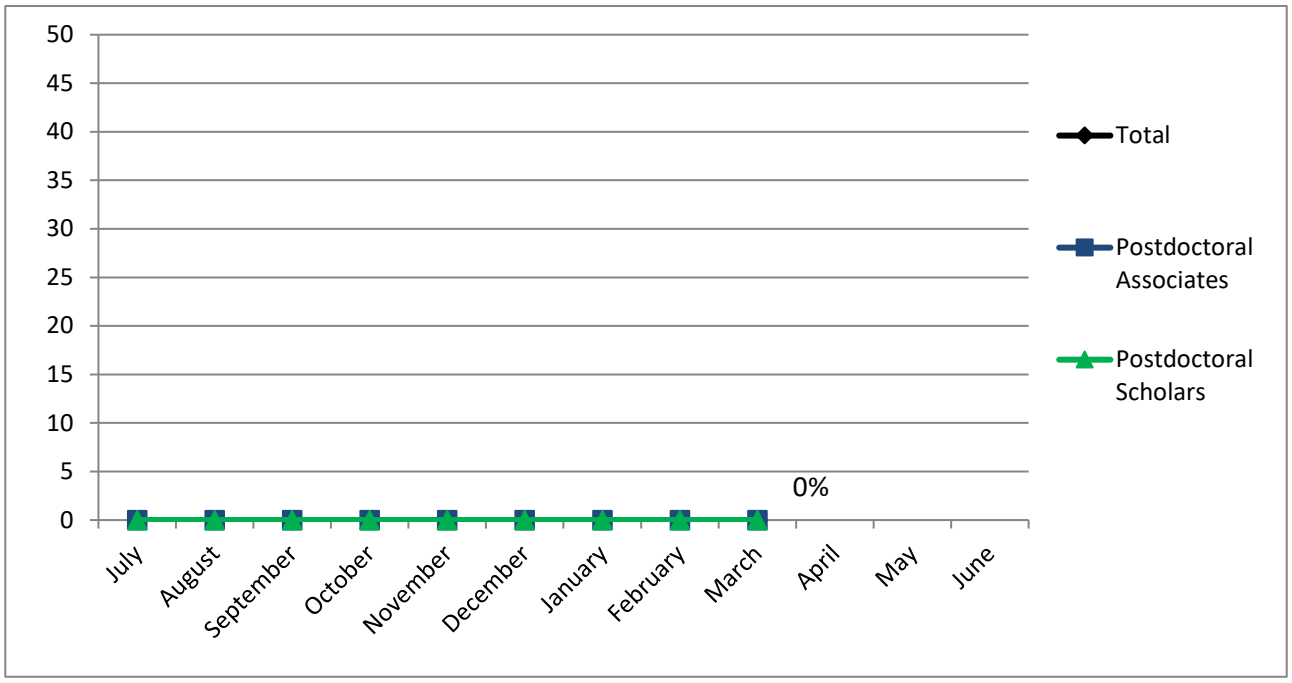

	Total	Postdoctoral Associates	Postdoctoral Scholars
July	0	0	0
August	0	0	0
September	0	0	0
October	0	0	0
November	0	0	0
December	0	0	0
January	0	0	0
February	0	0	0
March	0	0	0
April			
May			
June			